

Chandler Place

Raleigh, North Carolina
Oak Leaf Development Company I, LLC

BUILDING ONE
GARAGE PLAN

NORTH CAROLINA
WAKE COUNTY

THE UNDERSIGNED CERTIFIES AS FOLLOWS:

1. JEFFREY T. DAVIS CERTIFIES THAT HE IS A LICENSED REGISTERED ARCHITECT IN THE STATE OF NORTH CAROLINA.
2. THE UNDERSIGNED ARCHITECT CERTIFIES THAT THE PLANS OR DRAWINGS OF CONDOMINIUM UNITS AT CHANDLER PLACE ARE AN ACCURATE COPY OF THE PLANS AND DRAWINGS OF THE BUILDINGS AS FILED WITH AND APPROVED BY THE CITY OF RALEIGH, NORTH CAROLINA.

3. SUCH PLATS OR PLANS FULLY AND ACCURATELY DEPICT THE LAYOUT, LOCATION, CEILING AND FLOOR ELEVATIONS, UNIT NUMBERS AND DIMENSIONS OF THE UNITS, AS BUILT.

CHANDLER PLACE CONDOMINIUMS
GARAGE PLAN

4. THE UNDERSIGNED ARCHITECT CERTIFIES THAT HE HAS ACTUALLY OBSERVED THE BUILDING, COMPARED SAME WITH THE PLANS OR DRAWINGS, AND THAT SUCH PLANS OR DRAWINGS FULLY AND ACCURATELY DEPICT THE LAYOUT, AS BUILT, TO HIS BEST KNOWLEDGE AND BELIEF.

THIS 23 DAY OF OCT 1998

JEFFREY T. DAVIS, REGISTERED ARCHITECT #3649

SWORN TO AND SUBSCRIBED BEFORE ME
THIS 23rd DAY OF October 1998

August 12, 2002 MY COMMISSION EXPIRES

Margaret Estabrook

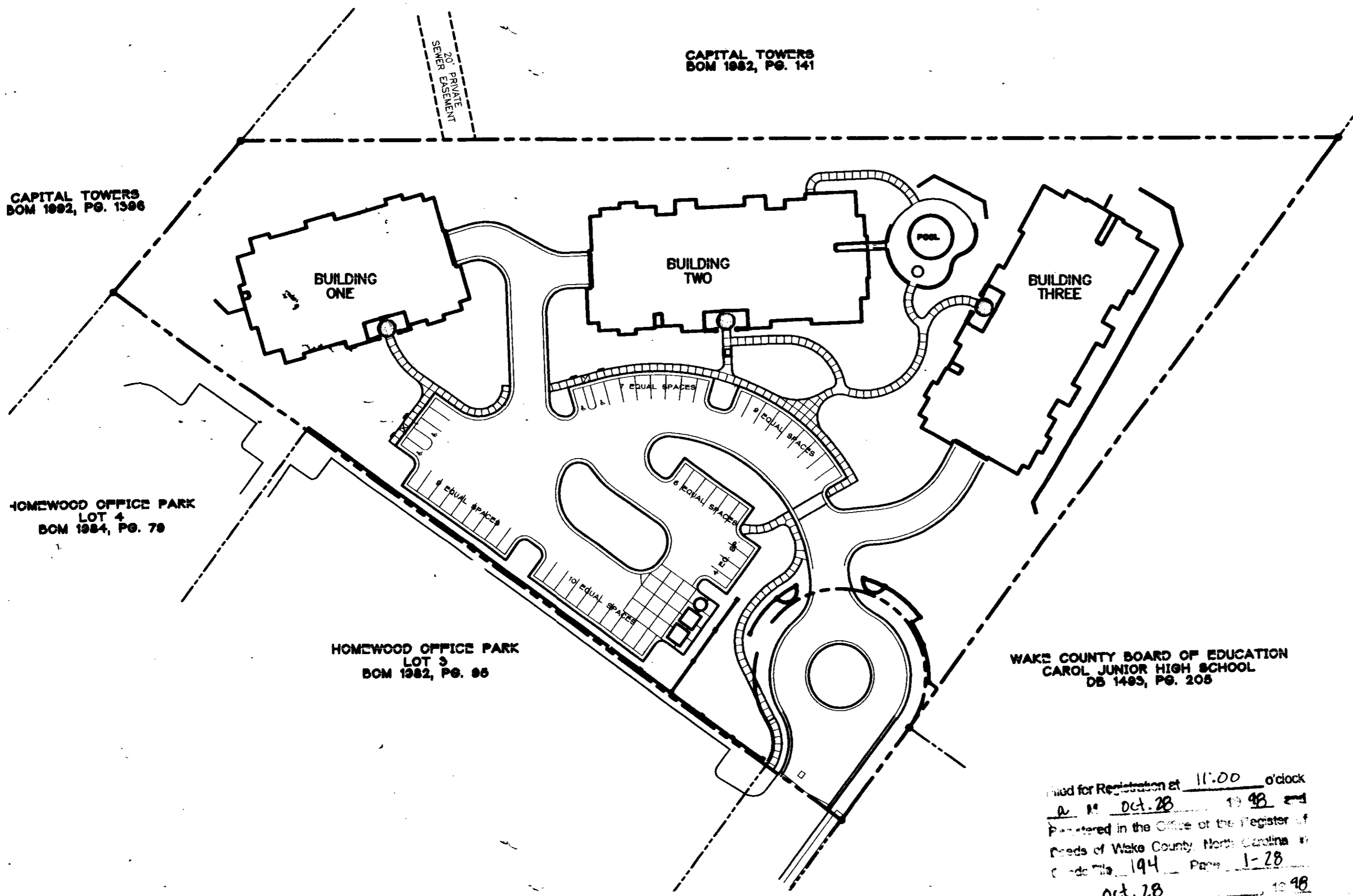


WAKE COUNTY BOARD OF EDUCATION
CAROL JUNIOR HIGH SCHOOL
DB 1483, PG. 208

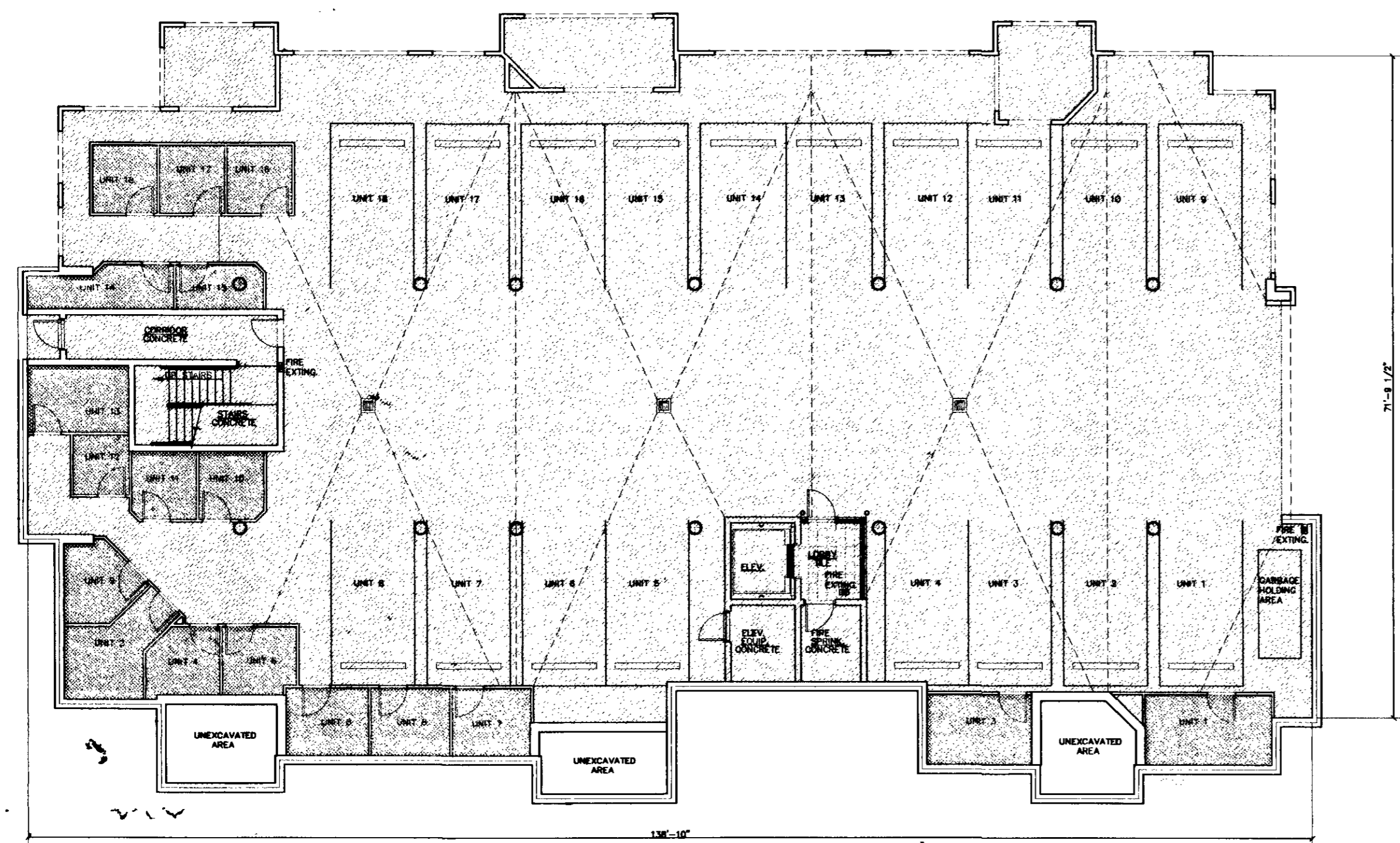
Filed for Registration at 11:00 o'clock
on Oct. 28 1998
Filed in the Office of the Register of
Deeds of Wake County, North Carolina in
Condo file 194 Page 1-28
Oct. 28 1998
L. F. FIDLUCK

P. Anne Redd

1. UNITS DESIGNATED AS EXTERIOR UNITS AND INTERIOR UNITS ARE SUBSTANTIALLY SIMILAR TO THE TYPICAL DRAWINGS SHOWN ON PAGES 13 THRU 22 (SHEETS A-1.1 THRU A-1.10) OF THE CONDOMINIUM FILE.
2. THE FRONTAL, SIDE AND REAR ELEVATIONS OF CHANDLER PLACE BUILDINGS ARE SUBSTANTIALLY THE SAME AS SHOWN FOR CHANDLER PLACE ON PAGE 23 THRU 28 (SHEETS A-6.1 THRU A-6.6) OF THE CONDOMINIUM FILE.



Chandler Place
Raleigh, North Carolina
Oak Leaf Development Company I, LLC



① GARAGE PLAN - BUILDING TYPE ONE
 SCALE: 1/8" = 1'-0"

COMMON ELEMENT
 LIMITED COMMON ELEMENT


BUILDING ONE
 GARAGE PLAN
 NORTH CAROLINA
 WAKE COUNTY

THE UNDERSIGNED CERTIFIES AS FOLLOWS:

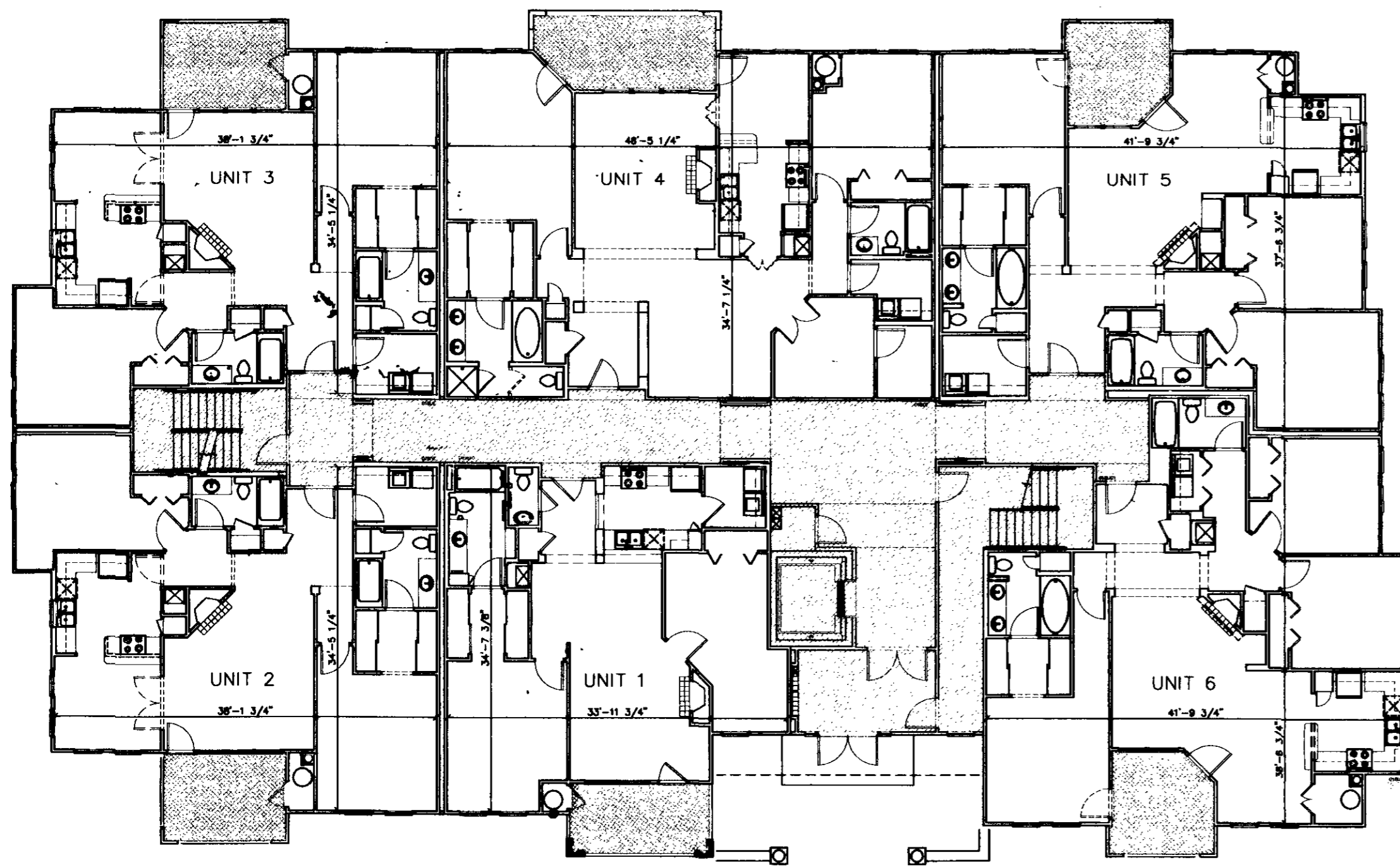
1. JEFFREY T. DAVIS CERTIFIES THAT HE IS A LICENSED REGISTERED ARCHITECT IN THE STATE OF NORTH CAROLINA.
 2. THE UNDERSIGNED ARCHITECT CERTIFIES THAT THE PLANS OR DRAWINGS OF CONDOMINIUM UNITS AT CHANDLER PLACE ARE AN ACCURATE COPY OF THE PLANS AND DRAWINGS OF THE BUILDINGS AS FILED WITH AND APPROVED BY THE CITY OF RALEIGH, NORTH CAROLINA.
 3. SUCH PLATS OR PLANS FULLY AND ACCURATELY DEPICT THE LAYOUT, LOCATION, CEILING AND FLOOR ELEVATIONS, UNIT NUMBERS AND DIMENSIONS OF THE UNITS, AS BUILT.
- CHANDLER PLACE CONDOMINIUMS
 GARAGE PLAN
4. THE UNDERSIGNED ARCHITECT CERTIFIES THAT HE HAS ACTUALLY OBSERVED THE BUILDING, COMPARED SAME WITH THE PLANS OR DRAWINGS, AND THAT SUCH PLANS OR DRAWINGS FULLY AND ACCURATELY DEPICT THE LAYOUT, AS BUILT, TO HIS BEST KNOWLEDGE AND BELIEF.

THIS 23rd DAY OF OCT. 1998
 JEFFREY T. DAVIS, REGISTERED ARCHITECT #3649

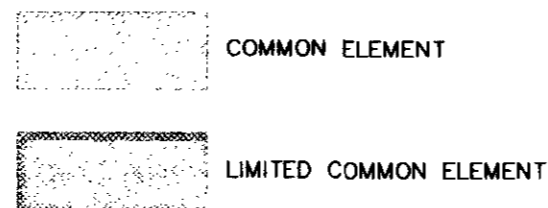
SWORN TO AND SUBSCRIBED BEFORE ME
 THIS 23rd DAY OF October 1998
 August 12, 2002 MY COMMISSION EXPIRES
 Maureen Estelle



- NOTES:
1. UNITS DESIGNATED AS EXTERIOR UNITS AND INTERIOR UNITS ARE SUBSTANTIALLY SIMILAR TO THE TYPICAL DRAWINGS SHOWN ON PAGES 13 THRU 22 (SHEETS A-1.1 THRU A-1.10) OF THE CONDOMINIUM FILE.
 2. THE FRONTAL, SIDE AND REAR ELEVATIONS OF CHANDLER PLACE BUILDINGS ARE SUBSTANTIALLY THE SAME AS SHOWN FOR CHANDLER PLACE ON PAGE 23 THRU 28 (SHEETS A-6.1 THRU A-6.8) OF THE CONDOMINIUM FILE.



1 FIRST FLOOR PLAN - BUILDING TYPE ONE
SCALE: 1/8" = 1'-0"




Chandler Place
Raleigh, North Carolina
Oak Leaf Development Company I, LLC

BUILDING ONE
FIRST FLOOR FLOORPLAN
NORTH CAROLINA
WAKE COUNTY

THE UNDERSIGNED CERTIFIES AS FOLLOWS:

1. JEFFREY T. DAVIS CERTIFIES THAT HE IS A LICENSED REGISTERED ARCHITECT IN THE STATE OF NORTH CAROLINA.
2. THE UNDERSIGNED ARCHITECT CERTIFIES THAT THE PLANS OR DRAWINGS OF CONDOMINIUM UNITS AT CHANDLER PLACE ARE AN ACCURATE COPY OF THE PLANS AND DRAWINGS OF THE BUILDINGS AS FILED WITH AND APPROVED BY THE CITY OF RALEIGH, NORTH CAROLINA.
3. SUCH PLATS OR PLANS FULLY AND ACCURATELY DEPICT THE LAYOUT, LOCATION, CEILING AND FLOOR ELEVATIONS, UNIT NUMBERS AND DIMENSIONS OF THE UNITS, AS BUILT.
CHANDLER PLACE CONDOMINIUMS
FIRST FLOOR PLAN : UNITS 1, 2, 3, 4, 5, 6
4. THE UNDERSIGNED ARCHITECT CERTIFIES THAT HE HAS ACTUALLY OBSERVED THE BUILDING, COMPARED SAME WITH THE PLANS OR DRAWINGS, AND THAT SUCH PLANS OR DRAWINGS FULLY AND ACCURATELY DEPICT THE LAYOUT, AS BUILT, TO HIS BEST KNOWLEDGE AND BELIEF.

THIS 23 DAY OF OCT 1998
Jeffrey T. Davis
JEFFREY T. DAVIS, REGISTERED ARCHITECT #3649
SWORN TO AND SUBSCRIBED BEFORE ME
THE 23 DAY OF October 1998
August 12, 2002 MY COMMISSION EXPIRES
Maureen Estvall

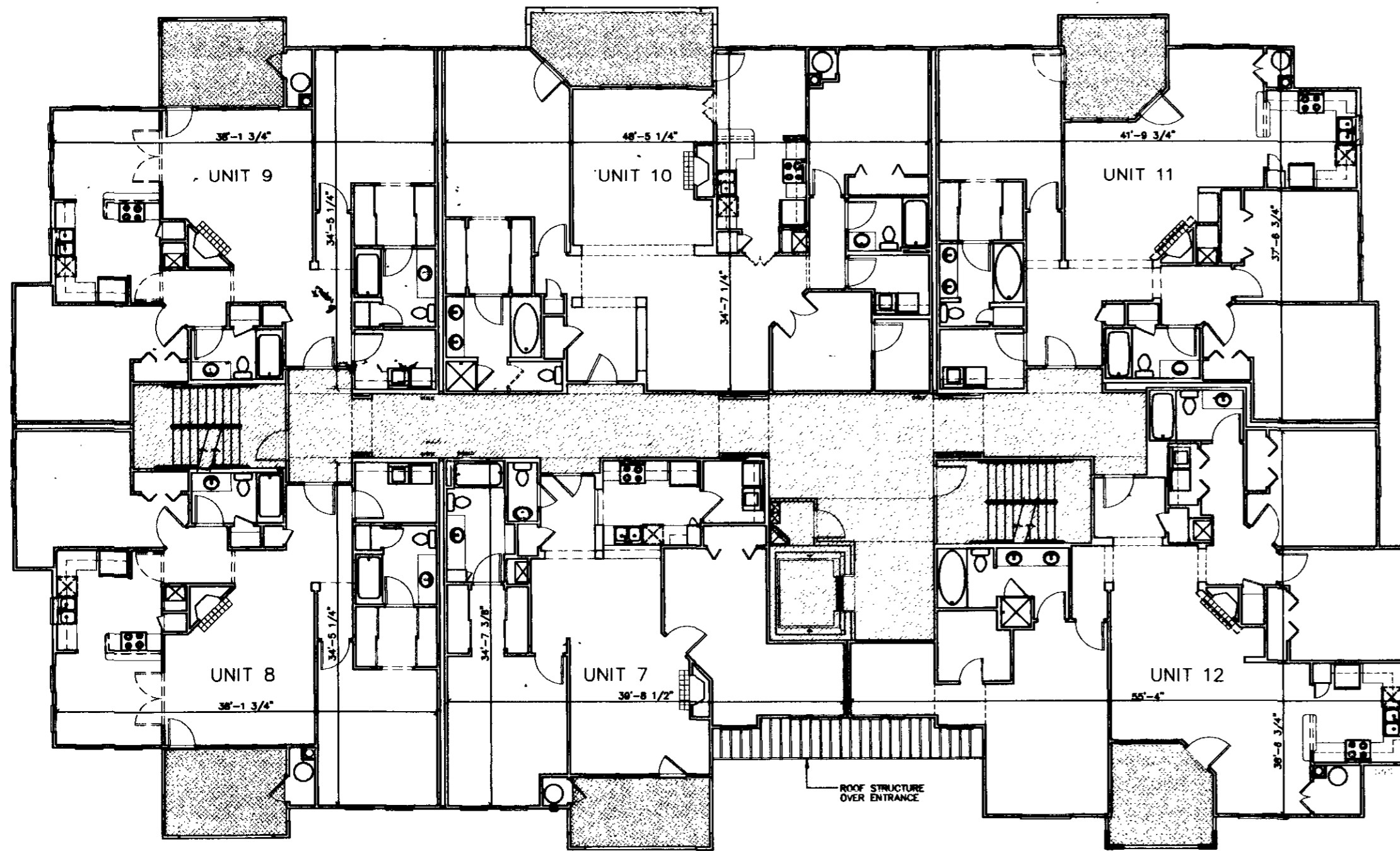


NOTES:

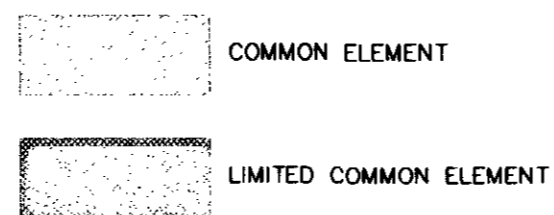
1. UNITS DESIGNATED AS EXTERIOR UNITS AND INTERIOR UNITS ARE SUBSTANTIALLY SIMILAR TO THE TYPICAL DRAWINGS SHOWN ON PAGES 15 THRU 22 (SHEETS A-1.1 THRU A-1.10) OF THE CONDOMINIUM FILE.
2. THE FRONTAL, SIDE AND REAR ELEVATIONS OF CHANDLER PLACE BUILDINGS ARE SUBSTANTIALLY THE SAME AS SHOWN FOR CHANDLER PLACE ON PAGE 23 THRU 26 (SHEETS A-6.1 THRU A-6.6) OF THE CONDOMINIUM FILE.

Handwritten initials/signature

Chandler Place
Raleigh, North Carolina
Oak Leaf Development Company I, LLC



① SECOND FLOOR PLAN - BUILDING TYPE ONE
 SCALE: 1/8" = 1'-0"



BUILDING ONE
 SECOND FLOOR FLOORPLAN
 NORTH CAROLINA
 WAKE COUNTY

THE UNDERSIGNED CERTIFIES AS FOLLOWS:

1. JEFFREY T. DAVIS CERTIFIES THAT HE IS A LICENSED REGISTERED ARCHITECT IN THE STATE OF NORTH CAROLINA.
 2. THE UNDERSIGNED ARCHITECT CERTIFIES THAT THE PLANS OR DRAWINGS OF CONDOMINIUM UNITS AT CHANDLER PLACE ARE AN ACCURATE COPY OF THE PLANS AND DRAWINGS OF THE BUILDINGS AS FILED WITH AND APPROVED BY THE CITY OF RALEIGH, NORTH CAROLINA.
 3. SUCH PLATS OR PLANS FULLY AND ACCURATELY DEPICT THE LAYOUT, LOCATION, CEILING AND FLOOR ELEVATIONS, UNIT NUMBERS AND DIMENSIONS OF THE UNITS, AS BUILT.
- CHANDLER PLACE CONDOMINIUMS
 SECOND FLOOR PLAN : UNITS 7, 8, 9, 10, 11, 12
4. THE UNDERSIGNED ARCHITECT CERTIFIES THAT HE HAS ACTUALLY OBSERVED THE BUILDING, COMPARED SAME WITH THE PLANS OR DRAWINGS, AND THAT SUCH PLANS OR DRAWINGS FULLY AND ACCURATELY DEPICT THE LAYOUT, AS BUILT, TO HIS BEST KNOWLEDGE AND BELIEF.


THIS 23 DAY OF OCT. 1998

JEFFREY T. DAVIS REGISTERED ARCHITECT #3649

SWORN TO AND SUBSCRIBED BEFORE October 1998

THIS August 12, 2002 DAY OF August 1998 MY COMMISSION EXPIRES

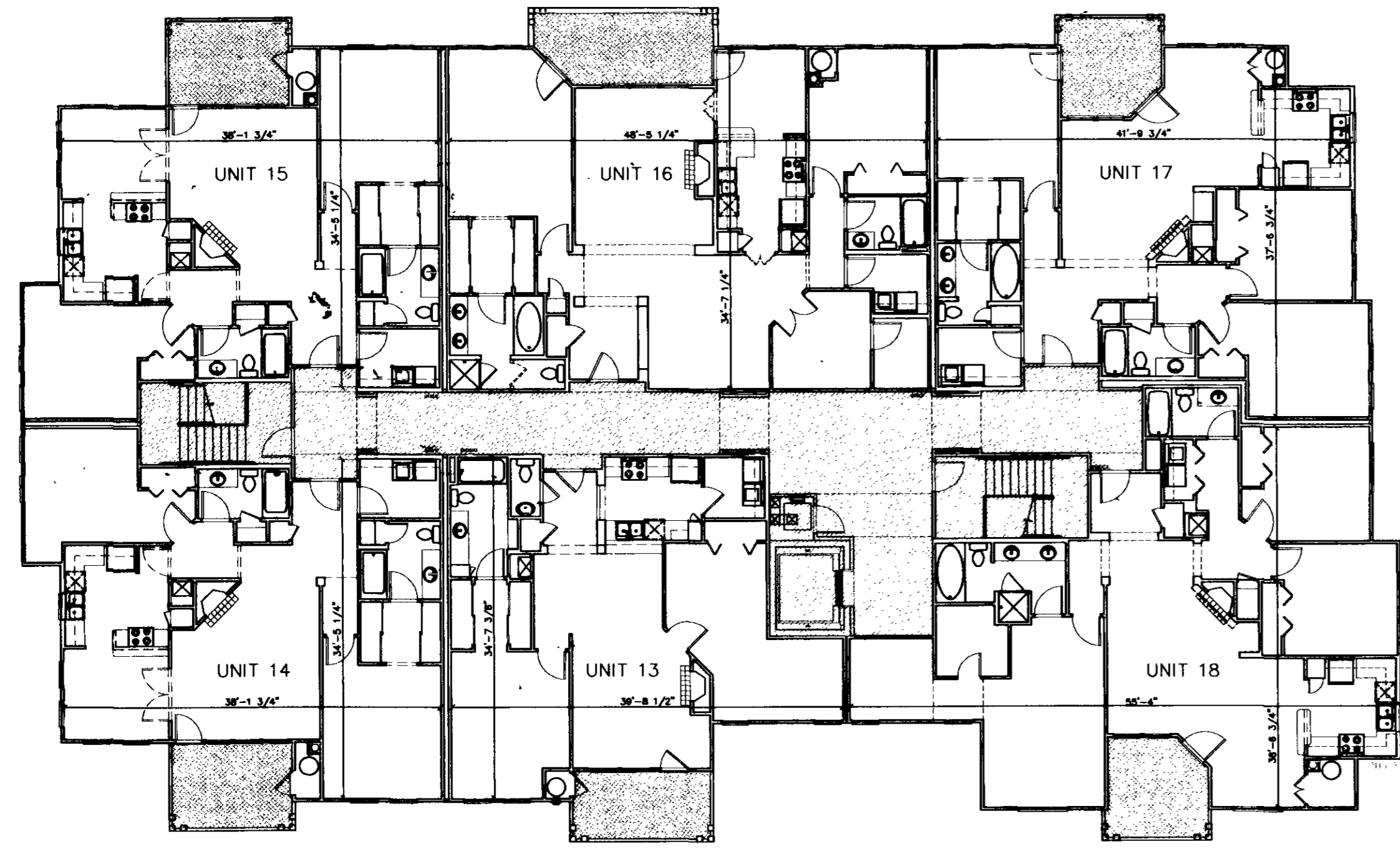
Mausen Estahl





[Handwritten signature]

- NOTES:
1. UNITS DESIGNATED AS EXTERIOR UNITS AND INTERIOR UNITS ARE SUBSTANTIALLY SIMILAR TO THE TYPICAL DRAWINGS SHOWN ON PAGES 13 THRU 22 (SHEETS A-1.1 THRU A-1.10) OF THE CONDOMINIUM FILE.
 2. THE FRONTAL, SIDE AND REAR ELEVATIONS OF CHANDLER PLACE BUILDINGS ARE SUBSTANTIALLY THE SAME AS SHOWN FOR CHANDLER PLACE ON PAGE 23 THRU 28 (SHEETS A-6.1 THRU A-6.6) OF THE CONDOMINIUM FILE.

Chandler Place
Raleigh, North Carolina
Oak Leaf Development Company I, LLC



① **THIRD FLOOR PLAN - BUILDING TYPE ONE**
 SCALE: 1/8" = 1'-0"


 COMMON ELEMENT
 LIMITED COMMON ELEMENT

BUILDING ONE
 THIRD FLOOR FLOORPLAN
 NORTH CAROLINA
 WAKE COUNTY

THE UNDERSIGNED CERTIFIES AS FOLLOWS:

1. JEFFREY T. DAVIS CERTIFIES THAT HE IS A LICENSED REGISTERED ARCHITECT IN THE STATE OF NORTH CAROLINA.
2. THE UNDERSIGNED ARCHITECT CERTIFIES THAT THE PLANS OR DRAWINGS OF CONDOMINIUM UNITS AT CHANDLER PLACE ARE AN ACCURATE COPY OF THE PLANS AND DRAWINGS OF THE BUILDINGS AS FILED WITH AND APPROVED BY THE CITY OF RALEIGH, NORTH CAROLINA.
3. SUCH PLATS OR PLANS FULLY AND ACCURATELY DEPICT THE LAYOUT, LOCATION, CEILING AND FLOOR ELEVATIONS, UNIT NUMBERS AND DIMENSIONS OF THE UNITS, AS BUILT.
 CHANDLER PLACE CONDOMINIUMS
 THIRD FLOOR PLAN : UNITS 13, 14, 15, 16, 17, 18
4. THE UNDERSIGNED ARCHITECT CERTIFIES THAT HE HAS ACTUALLY OBSERVED THE BUILDING, COMPARED SAME WITH THE PLANS OR DRAWINGS, AND THAT SUCH PLANS OR DRAWINGS FULLY AND ACCURATELY DEPICT THE LAYOUT, AS BUILT, TO HIS BEST KNOWLEDGE AND BELIEF.

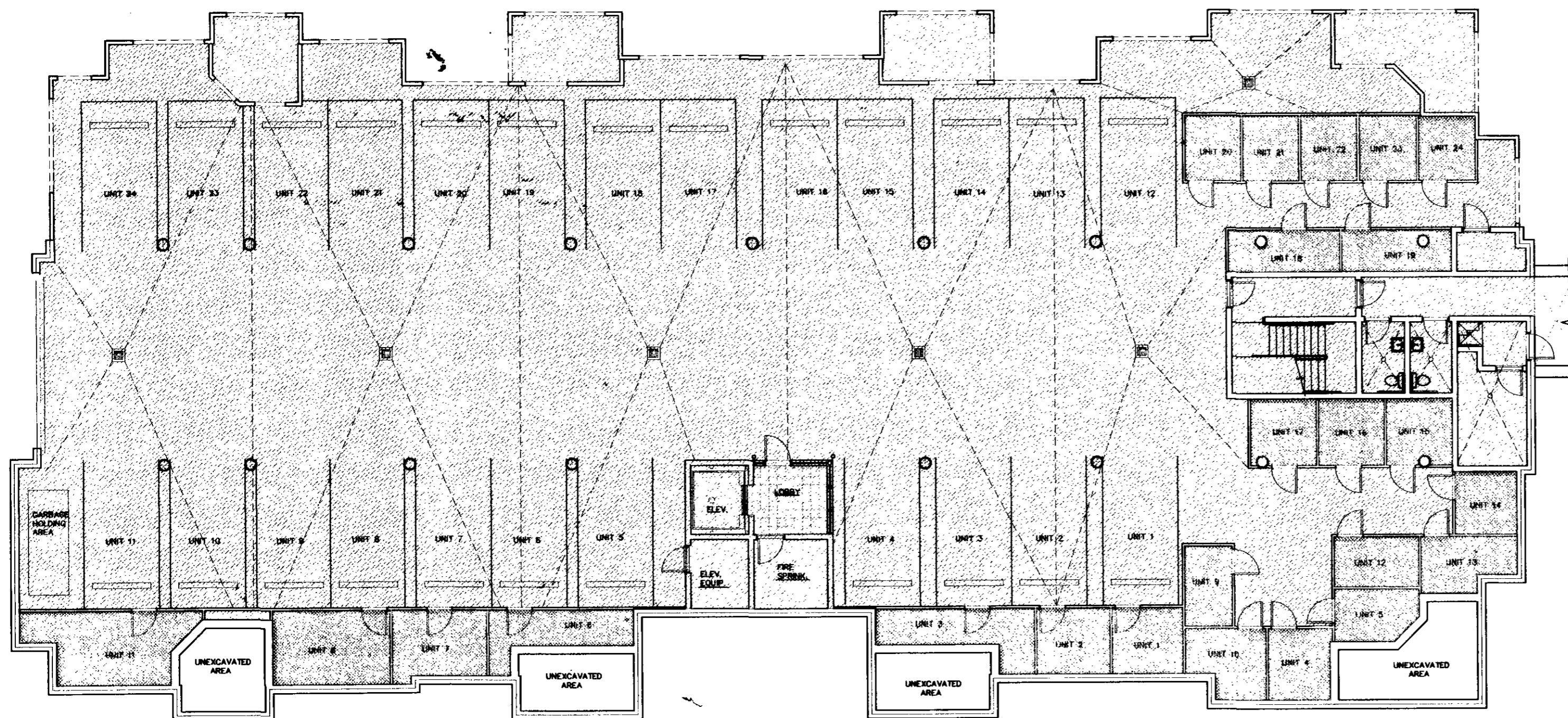
THIS 15 th DAY OF October 1998
 JEFFREY T. DAVIS, REGISTERED ARCHITECT #3649
 SWORN TO AND SUBSCRIBED BEFORE ME
 THIS 12th DAY OF October 1999
August 12, 2002 MY COMMISSION EXPIRES



NOTES:

1. UNITS DESIGNATED AS EXTERIOR UNITS AND INTERIOR UNITS ARE SUBSTANTIALLY SIMILAR TO THE TYPICAL DRAWINGS SHOWN ON PAGES 13 THRU 22 (SHEETS A-1.1 THRU A-1.10) OF THE CONDOMINIUM FILE.
2. THE FRONTAL, SIDE AND REAR ELEVATIONS OF CHANDLER PLACE BUILDINGS ARE SUBSTANTIALLY THE SAME AS SHOWN FOR CHANDLER PLACE ON PAGE 23 THRU 28 (SHEETS A-6.1 THRU A-6.6) OF THE CONDOMINIUM FILE.

Chandler Place
Raleigh, North Carolina
Oak Leaf Development Company I, LLC



1 GARAGE PLAN - BUILDING TYPE TWO
 SCALE: 1/8" = 1'-0"

BUILDING TWO
 GARAGE PLAN
 NORTH CAROLINA
 WAKE COUNTY

THE UNDERSIGNED CERTIFIES AS FOLLOWS:

1. JEFFREY T. DAVIS CERTIFIES THAT HE IS A LICENSED REGISTERED ARCHITECT IN THE STATE OF NORTH CAROLINA.
2. THE UNDERSIGNED ARCHITECT CERTIFIES THAT THE PLANS OR DRAWINGS OF CONDOMINIUM UNITS AT CHANDLER PLACE ARE AN ACCURATE COPY OF THE PLANS AND DRAWINGS OF THE BUILDINGS AS FILED WITH AND APPROVED BY THE CITY OF RALEIGH, NORTH CAROLINA.

3. SUCH PLATS OR PLANS FULLY AND ACCURATELY DEPICT THE LAYOUT, LOCATION, CEILING AND FLOOR ELEVATIONS, UNIT NUMBERS AND DIMENSIONS OF THE UNITS, AS BUILT.

CHANDLER PLACE CONDOMINIUMS
 GARAGE PLAN


4. THE UNDERSIGNED ARCHITECT CERTIFIES THAT HE HAS ACTUALLY OBSERVED THE BUILDING, COMPARED SAME WITH THE PLANS OR DRAWINGS, AND THAT SUCH PLANS OR DRAWINGS FULLY AND ACCURATELY DEPICT THE LAYOUT, AS BUILT, TO HIS BEST KNOWLEDGE AND BELIEF.

THIS IS DONE ON DATE OF 06/11/2002

JEFFREY T. DAVIS, REGISTERED ARCHITECT #3649

SWORN TO AND SUBSCRIBED BEFORE ME
 THIS 11th DAY OF October 2002
 My Commission Expires August 12, 2002

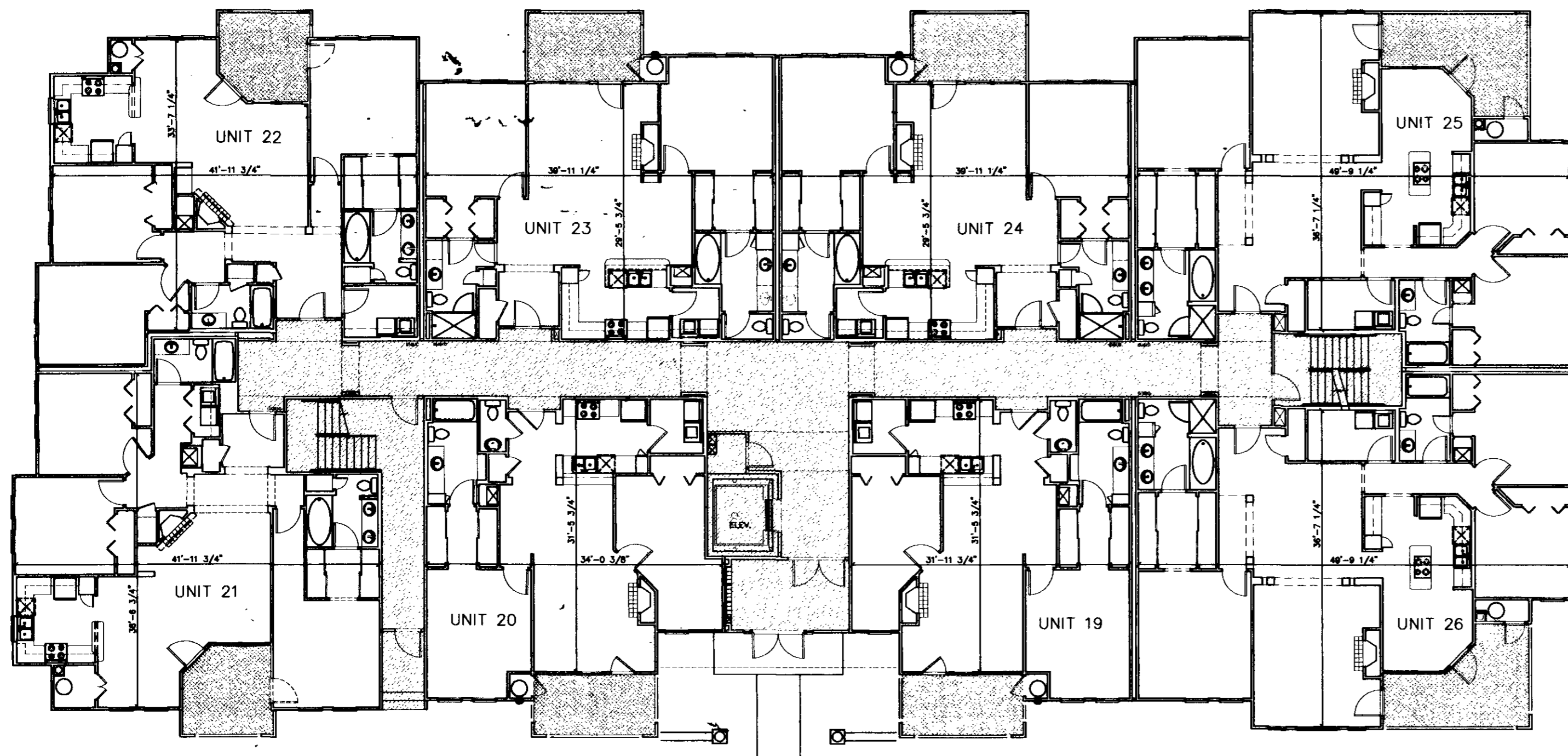
Maureen Estab



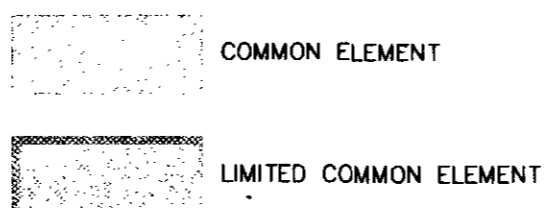
NOTES:

1. UNITS DESIGNATED AS EXTERIOR UNITS AND INTERIOR UNITS ARE SUBSTANTIALLY SIMILAR TO THE TYPICAL DRAWINGS SHOWN ON PAGES 13 THRU 22 (SHEETS A-1.1 THRU A-1.10) OF THE CONDOMINIUM FILE.
2. THE FRONTAL, SIDE AND REAR ELEVATIONS OF CHANDLER PLACE BUILDINGS ARE SUBSTANTIALLY THE SAME AS SHOWN FOR CHANDLER PLACE ON PAGE 23 THRU 28 (SHEETS A-6.1 THRU A-6.6) OF THE CONDOMINIUM FILE.

Chandler Place
Raleigh, North Carolina
Oak Leaf Development Company I, LLC



① FIRST FLOOR PLAN - BUILDING TYPE TWO
 SCALE: 1/8" = 1'-0"



BUILDING TWO
 FIRST FLOOR BUILDING PLAN
 NORTH CAROLINA
 WAKE COUNTY

THE UNDERSIGNED CERTIFIES AS FOLLOWS:


1. JEFFREY T. DAVIS CERTIFIES THAT HE IS A LICENSED REGISTERED ARCHITECT IN THE STATE OF NORTH CAROLINA.
2. THE UNDERSIGNED ARCHITECT CERTIFIES THAT THE PLANS OR DRAWINGS OF CONDOMINIUM UNITS AT CHANDLER PLACE ARE AN ACCURATE COPY OF THE PLANS AND DRAWINGS OF THE BUILDINGS AS FILED WITH AND APPROVED BY THE CITY OF RALEIGH, NORTH CAROLINA.
3. SUCH PLATS OR PLANS FULLY AND ACCURATELY DEPICT THE LAYOUT, LOCATION, CEILING AND FLOOR ELEVATIONS, UNIT NUMBERS AND DIMENSIONS OF THE UNITS, AS BUILT.

CHANDLER PLACE CONDOMINIUMS
 FIRST FLOOR PLAN: UNITS 19, 20, 21, 22, 23, 24, 25, 26

4. THE UNDERSIGNED ARCHITECT CERTIFIES THAT HE HAS ACTUALLY OBSERVED THE BUILDING, COMPARED SAME WITH THE PLANS OR DRAWINGS, AND THAT SUCH PLANS OR DRAWINGS FULLY AND ACCURATELY DEPICT THE LAYOUT, AS BUILT, TO HIS BEST KNOWLEDGE AND BELIEF.

THIS 22ND DAY OF DEC 1998
 JEFFREY T. DAVIS, REGISTERED ARCHITECT #3649

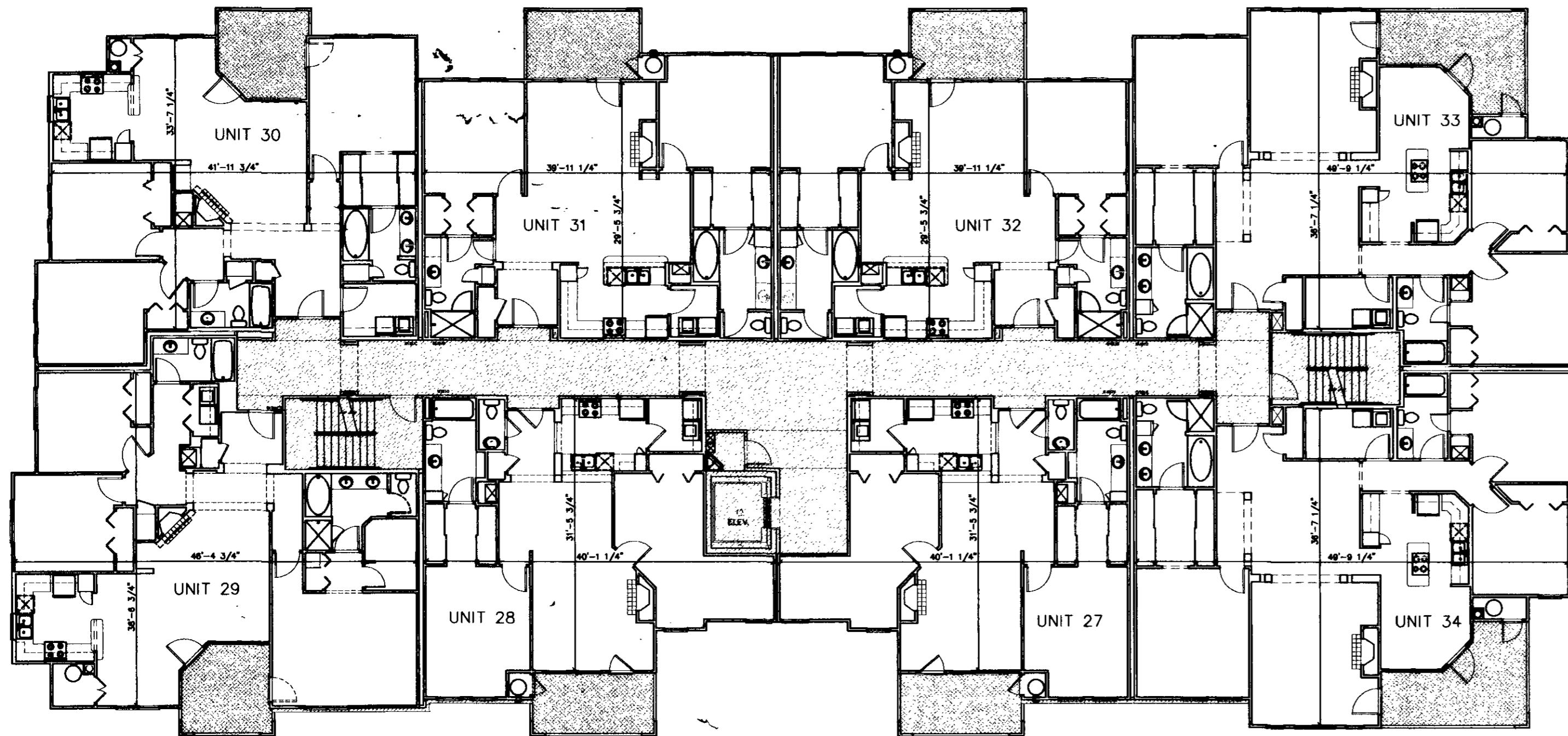
SWORN TO AND SUBSCRIBED BEFORE ME
 THIS 12TH DAY OF October 1998
August 12, 2002 MY COMMISSION EXPIRES
Maureen Estival



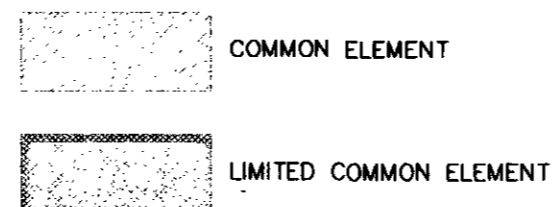
NOTES:

1. UNITS DESIGNATED AS EXTERIOR UNITS AND INTERIOR UNITS ARE SUBSTANTIALLY SIMILAR TO THE TYPICAL DRAWINGS SHOWN ON PAGES 13 THRU 22 (SHEETS A-1.1 THRU A-1.10) OF THE CONDOMINIUM FILE.
2. THE FRONTAL, SIDE AND REAR ELEVATIONS OF CHANDLER PLACE BUILDINGS ARE SUBSTANTIALLY THE SAME AS SHOWN FOR CHANDLER PLACE ON PAGE 23 THRU 28 (SHEETS A-6.1 THRU A-6.6) OF THE CONDOMINIUM FILE.

Chandler Place
Raleigh, North Carolina
Oak Leaf Development Company I, LLC



① **SECOND FLOOR PLAN - BUILDING TYPE TWO**
 SCALE: 1/8" = 1'-0"



BUILDING TWO
 SECOND FLOOR BUILDING PLAN

NORTH CAROLINA
 WAKE COUNTY

THE UNDERSIGNED CERTIFIES AS FOLLOWS:

1. JEFFREY T. DAVIS CERTIFIES THAT HE IS A LICENSED REGISTERED ARCHITECT IN THE STATE OF NORTH CAROLINA.
2. THE UNDERSIGNED ARCHITECT CERTIFIES THAT THE PLANS OR DRAWINGS OF CONDOMINIUM UNITS AT CHANDLER PLACE ARE AN ACCURATE COPY OF THE PLANS AND DRAWINGS OF THE BUILDINGS AS FILED WITH AND APPROVED BY THE CITY OF RALEIGH, NORTH CAROLINA.

3. SUCH PLATS OR PLANS FULLY AND ACCURATELY DEPICT THE LAYOUT, LOCATION, CEILING AND FLOOR ELEVATIONS, UNIT NUMBERS AND DIMENSIONS OF THE UNITS, AS BUILT.

CHANDLER PLACE CONDOMINIUMS
 SECOND FLOOR PLAN: UNITS 27, 28, 29, 30, 31, 32, 33, 34.

4. THE UNDERSIGNED ARCHITECT CERTIFIES THAT HE HAS ACTUALLY OBSERVED THE BUILDING, COMPARED SAME WITH THE PLANS OR DRAWINGS, AND THAT SUCH PLANS OR DRAWINGS FULLY AND ACCURATELY DEPICT THE LAYOUT, AS BUILT, TO HIS BEST KNOWLEDGE AND BELIEF.

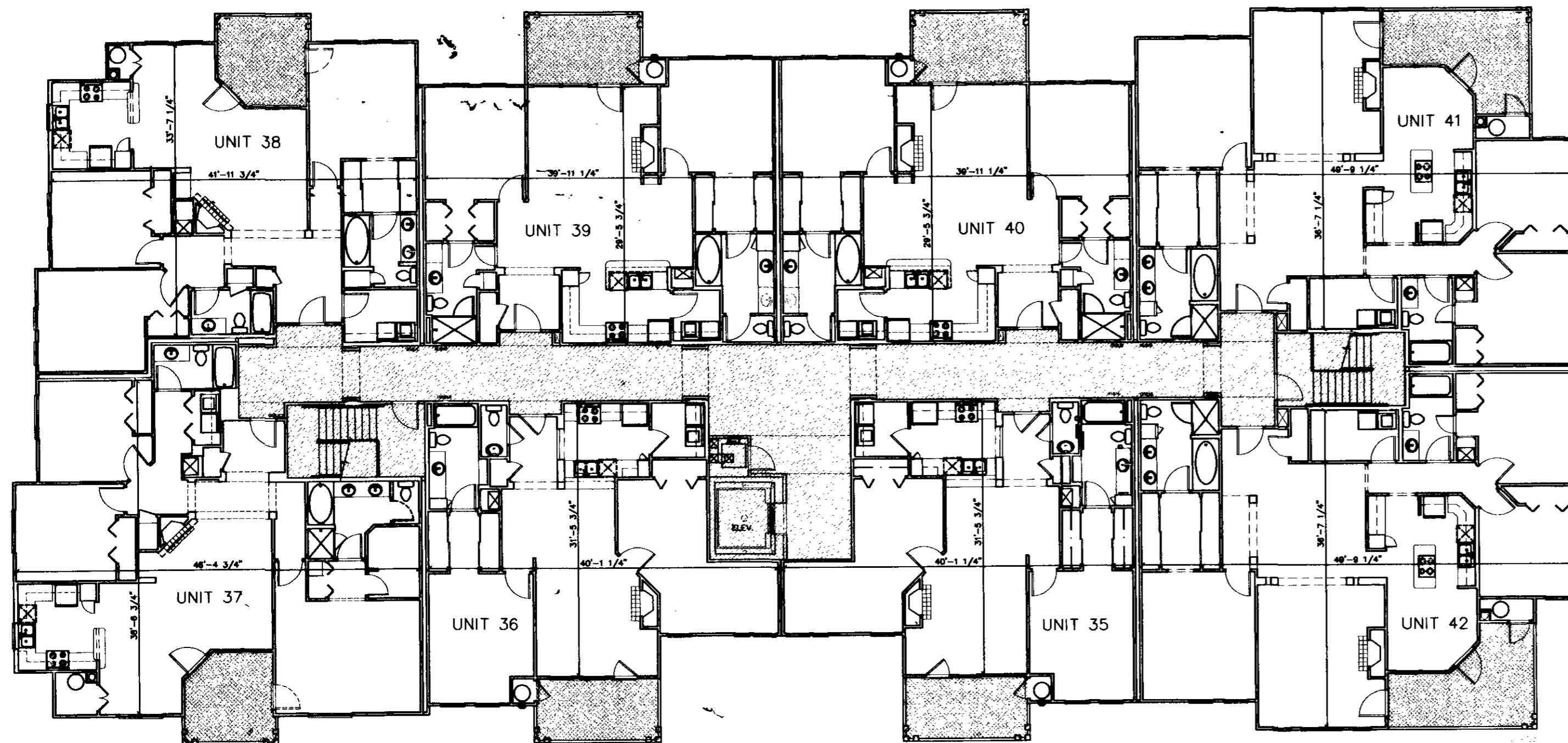
THIS 23 DAY OF DECEMBER 1998
 JEFFREY T. DAVIS, REGISTERED ARCHITECT #3649
 SWORN TO AND SUBSCRIBED BEFORE ME
 THIS 23rd DAY OF December 1998
August 12, 2002 MY COMMISSION EXPIRES
 Maureen Eszrohl



- NOTES:
1. UNITS DESIGNATED AS EXTERIOR UNITS AND INTERIOR UNITS ARE SUBSTANTIALLY SIMILAR TO THE TYPICAL DRAWINGS SHOWN ON PAGES 13 THRU 22 (SHEETS A-1.1 THRU A-1.10) OF THE CONDOMINIUM FILE.
 2. THE FRONTAL, SIDE AND REAR ELEVATIONS OF CHANDLER PLACE BUILDINGS ARE SUBSTANTIALLY THE SAME AS SHOWN FOR CHANDLER PLACE ON PAGE 23 THRU 26 (SHEETS A-6.1 THRU A-6.6) OF THE CONDOMINIUM FILE.

Handwritten signature

Chandler Place
Raleigh, North Carolina
Oak Leaf Development Company I, LLC



BUILDING TWO
 THIRD FLOOR BUILDING PLAN
 NORTH CAROLINA
 WAKE COUNTY


THE UNDERSIGNED CERTIFIES AS FOLLOWS:

1. JEFFREY T. DAVIS CERTIFIES THAT HE IS A LICENSED REGISTERED ARCHITECT IN THE STATE OF NORTH CAROLINA.
2. THE UNDERSIGNED ARCHITECT CERTIFIES THAT THE PLANS OR DRAWINGS OF CONDOMINIUM UNITS AT CHANDLER PLACE ARE AN ACCURATE COPY OF THE PLANS AND DRAWINGS OF THE BUILDINGS AS FILED WITH AND APPROVED BY THE CITY OF RALEIGH, NORTH CAROLINA.
3. SUCH PLATS OR PLANS FULLY AND ACCURATELY DEPICT THE LAYOUT, LOCATION, CEILING AND FLOOR ELEVATIONS, UNIT NUMBERS AND DIMENSIONS OF THE UNITS, AS BUILT.
4. THE UNDERSIGNED ARCHITECT CERTIFIES THAT HE HAS ACTUALLY OBSERVED THE BUILDING, COMPARED SAME WITH THE PLANS OR DRAWINGS, AND THAT SUCH PLANS OR DRAWINGS FULLY AND ACCURATELY DEPICT THE LAYOUT, AS BUILT, TO HIS BEST KNOWLEDGE AND BELIEF.

CHANDLER PLACE CONDOMINIUMS
 THIRD FLOOR PLAN: UNITS 35, 36, 37, 38, 39, 40, 41, 42.

THIS 23 DAY OF OCT 1990
 JEFFREY T. DAVIS, REGISTERED ARCHITECT #3649

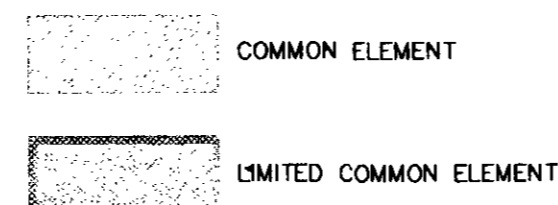
SWORN TO AND SUBSCRIBED BEFORE ME
 THIS 13 DAY OF October 1990
Aug 13 2002 MY COMMISSION EXPIRES
Maurice Estab



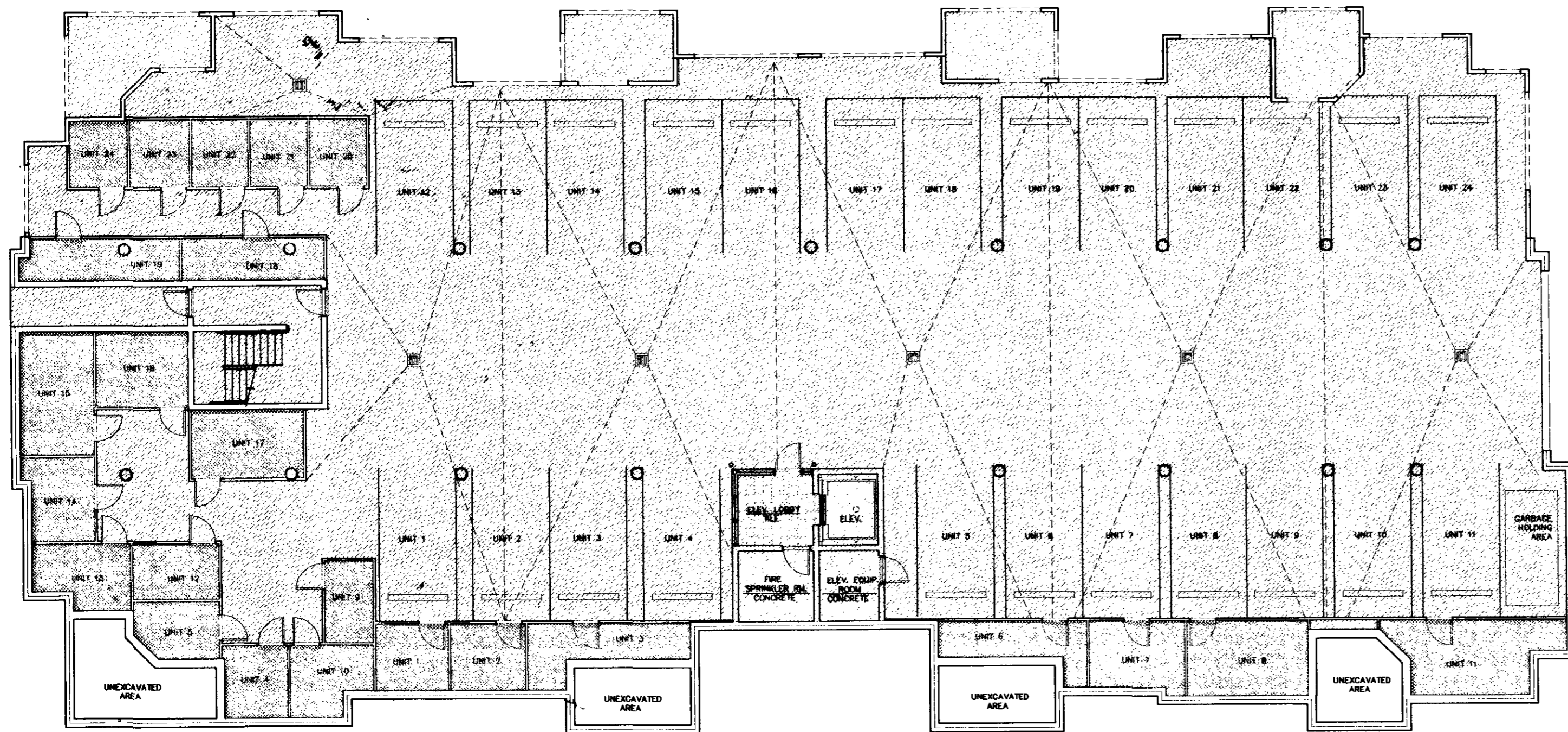
NOTES:

1. UNITS DESIGNATED AS EXTERIOR UNITS AND INTERIOR UNITS ARE SUBSTANTIALLY SIMILAR TO THE TYPICAL DRAWINGS SHOWN ON PAGES 13 THRU 22 (SHEETS A-1.1 THRU A-1.10) OF THE CONDOMINIUM FILE.
2. THE FRONTAL, SIDE AND REAR ELEVATIONS OF CHANDLER PLACE BUILDINGS ARE SUBSTANTIALLY THE SAME AS SHOWN FOR CHANDLER PLACE ON PAGE 23 THRU 28 (SHEETS A-6.1 THRU A-6.6) OF THE CONDOMINIUM FILE.

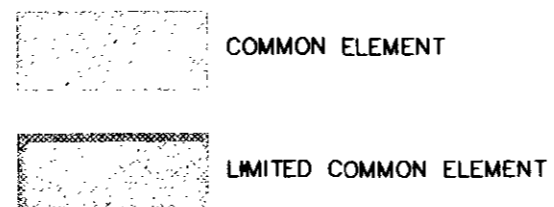
① **THIRD FLOOR PLAN - BUILDING TYPE TWO**
 SCALE: 1/8" = 1'-0"



Chandler Place
Raleigh, North Carolina
Oak Leaf Development Company I, LLC



1 GARAGE PLAN - BUILDING TYPE THREE
 SCALE: 1/8" = 1'-0"



BUILDING THREE
 GARAGE PLAN
 NORTH CAROLINA
 WAKE COUNTY

THE UNDERSIGNED CERTIFIES AS FOLLOWS:

1. JEFFREY T. DAVIS CERTIFIES THAT HE IS A LICENSED REGISTERED ARCHITECT IN THE STATE OF NORTH CAROLINA.
2. THE UNDERSIGNED ARCHITECT CERTIFIES THAT THE PLANS OR DRAWINGS OF CONDOMINIUM UNITS AT CHANDLER PLACE ARE AN ACCURATE COPY OF THE PLANS AND DRAWINGS OF THE BUILDINGS AS FILED WITH AND APPROVED BY THE CITY OF RALEIGH, NORTH CAROLINA.
3. SUCH PLATS OR PLANS FULLY AND ACCURATELY DEPICT THE LAYOUT, LOCATION, CEILING AND FLOOR ELEVATIONS, UNIT NUMBERS AND DIMENSIONS OF THE UNITS, AS BUILT.
 CHANDLER PLACE CONDOMINIUMS
 GARAGE PLAN
4. THE UNDERSIGNED ARCHITECT CERTIFIES THAT HE HAS ACTUALLY OBSERVED THE BUILDING, COMPARED SAME WITH THE PLANS OR DRAWINGS, AND THAT SUCH PLANS OR DRAWINGS FULLY AND ACCURATELY DEPICT THE LAYOUT, AS BUILT, TO HIS BEST KNOWLEDGE AND BELIEF.

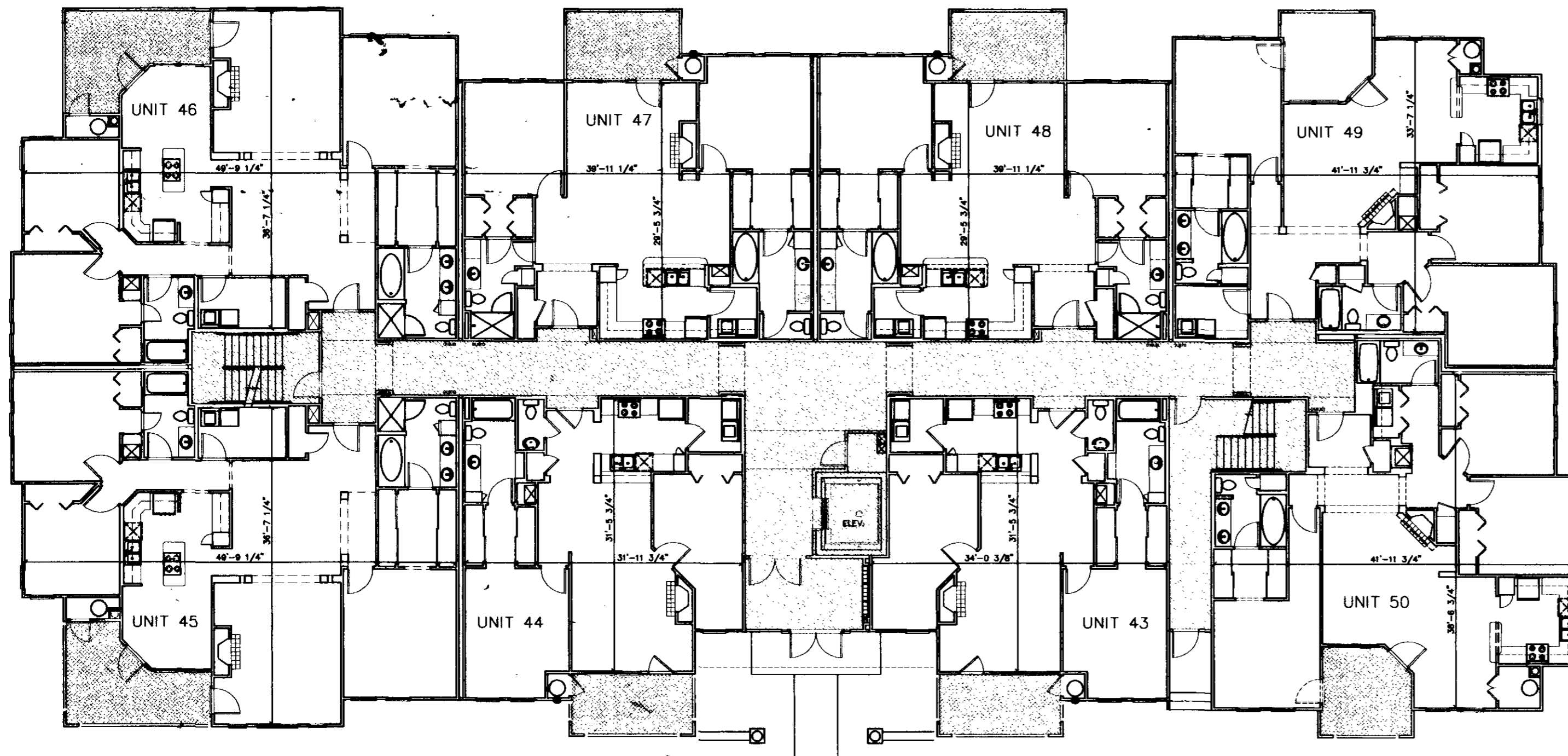
THIS 15 DAY OF OCT 1998
 JEFFREY T. DAVIS, REGISTERED ARCHITECT #3649
 SWORN TO AND SUBSCRIBED BEFORE ME
 THIS 15 DAY OF OCT 1998
Aug. 17, 2002 MY COMMISSION EXPIRES
Marion Estabill



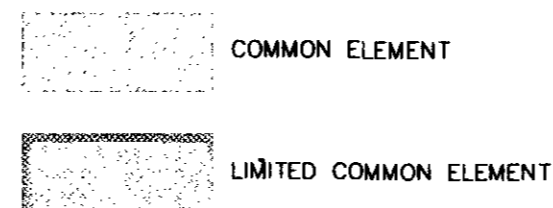
NOTES:

1. UNITS DESIGNATED AS EXTERIOR UNITS AND INTERIOR UNITS ARE SUBSTANTIALLY SIMILAR TO THE TYPICAL DRAWINGS SHOWN ON PAGES 13 THRU 22 (SHEETS A-1 THRU A-1.10) OF THE CONDOMINIUM FILE.
2. THE FRONTAL, SIDE AND REAR ELEVATIONS OF CHANDLER PLACE BUILDINGS ARE SUBSTANTIALLY THE SAME AS SHOWN FOR CHANDLER PLACE ON PAGE 23 THRU 28 (SHEETS A-8.1 THRU A-8.8) OF THE CONDOMINIUM FILE.

Chandler Place
Raleigh, North Carolina
Oak Leaf Development Company I, LLC



1 FIRST FLOOR PLAN - BUILDING TYPE THREE
 SCALE: 1/8" = 1'-0"



BUILDING THREE
 FIRST FLOOR BUILDING PLAN
 NORTH CAROLINA
 WAKE COUNTY

THE UNDERSIGNED CERTIFIES AS FOLLOWS:

1. JEFFREY T. DAVIS CERTIFIES THAT HE IS A LICENSED REGISTERED ARCHITECT IN THE STATE OF NORTH CAROLINA.
2. THE UNDERSIGNED ARCHITECT CERTIFIES THAT THE PLANS OR DRAWINGS OF CONDOMINIUM UNITS AT CHANDLER PLACE ARE AN ACCURATE COPY OF THE PLANS AND DRAWINGS OF THE BUILDINGS AS FILED WITH AND APPROVED BY THE CITY OF RALEIGH, NORTH CAROLINA.


3. SUCH PLATS OR PLANS FULLY AND ACCURATELY DEPICT THE LAYOUT, LOCATION, CEILING AND FLOOR ELEVATIONS, UNIT NUMBERS AND DIMENSIONS OF THE UNITS, AS BUILT.

CHANDLER PLACE CONDOMINIUMS
 FIRST FLOOR PLAN: UNITS 43, 44, 45, 46, 47, 48, 49, 50

4. THE UNDERSIGNED ARCHITECT CERTIFIES THAT HE HAS ACTUALLY OBSERVED THE BUILDING, COMPARED SAME WITH THE PLANS OR DRAWINGS, AND THAT SUCH PLANS OR DRAWINGS FULLY AND ACCURATELY DEPICT THE LAYOUT, AS BUILT, TO HIS BEST KNOWLEDGE AND BELIEF.

THIS 23 DAY OF OCT 1998.
Jeffrey T. Davis
 JEFFREY T. DAVIS, REGISTERED ARCHITECT #3649

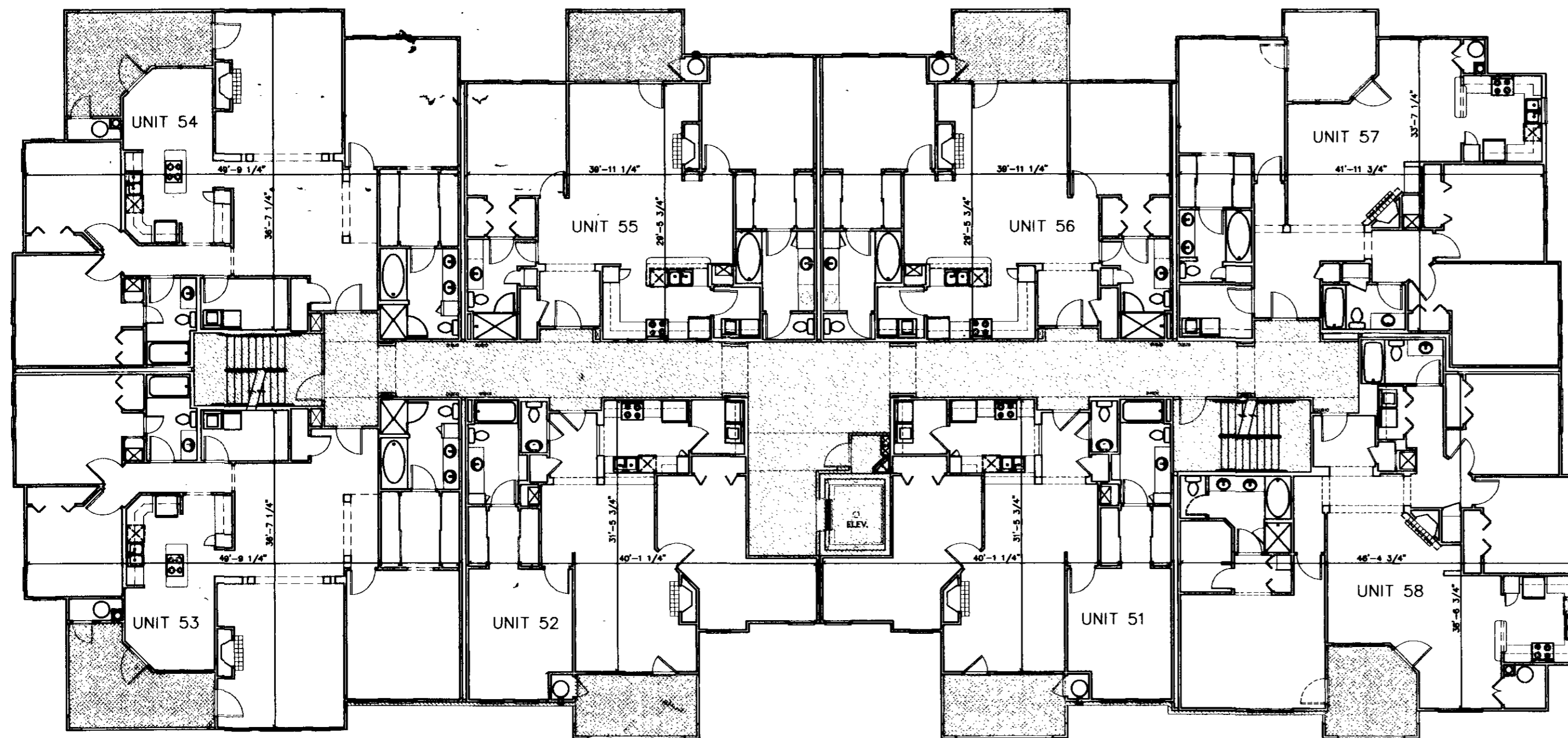
SWORN TO AND SUBSCRIBED BEFORE ME 15 DAY OF October 1998.
 THIS Aug. 12, 2002 MY COMMISSION EXPIRES
Maureen Estell



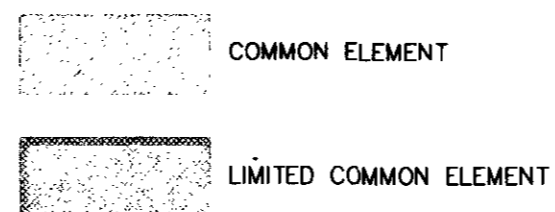
NOTES:

1. UNITS DESIGNATED AS EXTERIOR UNITS AND INTERIOR UNITS ARE SUBSTANTIALLY SIMILAR TO THE TYPICAL DRAWINGS SHOWN ON PAGES 13 THRU 22 (SHEETS A-1.1 THRU A-1.10) OF THE CONDOMINIUM FILE.
2. THE FRONTAL, SIDE AND REAR ELEVATIONS OF CHANDLER PLACE BUILDINGS ARE SUBSTANTIALLY THE SAME AS SHOWN FOR CHANDLER PLACE ON PAGE 23 THRU 28 (SHEETS A-6.1 THRU A-6.6) OF THE CONDOMINIUM FILE.

Chandler Place
Raleigh, North Carolina
Oak Leaf Development Company I, LLC



① **SECOND FLOOR PLAN - BUILDING TYPE THREE**
 SCALE: 1/8" = 1'-0"



BUILDING THREE
 SECOND FLOOR BUILDING PLAN
 NORTH CAROLINA
 WAKE COUNTY

THE UNDERSIGNED CERTIFIES AS FOLLOWS:

1. JEFFREY T. DAVIS CERTIFIES THAT HE IS A LICENSED REGISTERED ARCHITECT IN THE STATE OF NORTH CAROLINA.
2. THE UNDERSIGNED ARCHITECT CERTIFIES THAT THE PLANS OR DRAWINGS OF CONDOMINIUM UNITS AT CHANDLER PLACE ARE AN ACCURATE COPY OF THE PLANS AND DRAWINGS OF THE BUILDINGS AS FILED WITH AND APPROVED BY THE CITY OF RALEIGH, NORTH CAROLINA.
3. SUCH PLATS OR PLANS FULLY AND ACCURATELY DEPICT THE LAYOUT, LOCATION, CEILING AND FLOOR ELEVATIONS, UNIT NUMBERS AND DIMENSIONS OF THE UNITS, AS BUILT.

CHANDLER PLACE CONDOMINIUMS
 SECOND FLOOR PLAN: UNITS 51, 52, 53, 54, 55, 56, 57, 58

4. THE UNDERSIGNED ARCHITECT CERTIFIES THAT HE HAS ACTUALLY OBSERVED THE BUILDING, COMPARED SAME WITH THE PLANS OR DRAWINGS, AND THAT SUCH PLANS OR DRAWINGS FULLY AND ACCURATELY DEPICT THE LAYOUT, AS BUILT, TO HIS BEST KNOWLEDGE AND BELIEF.

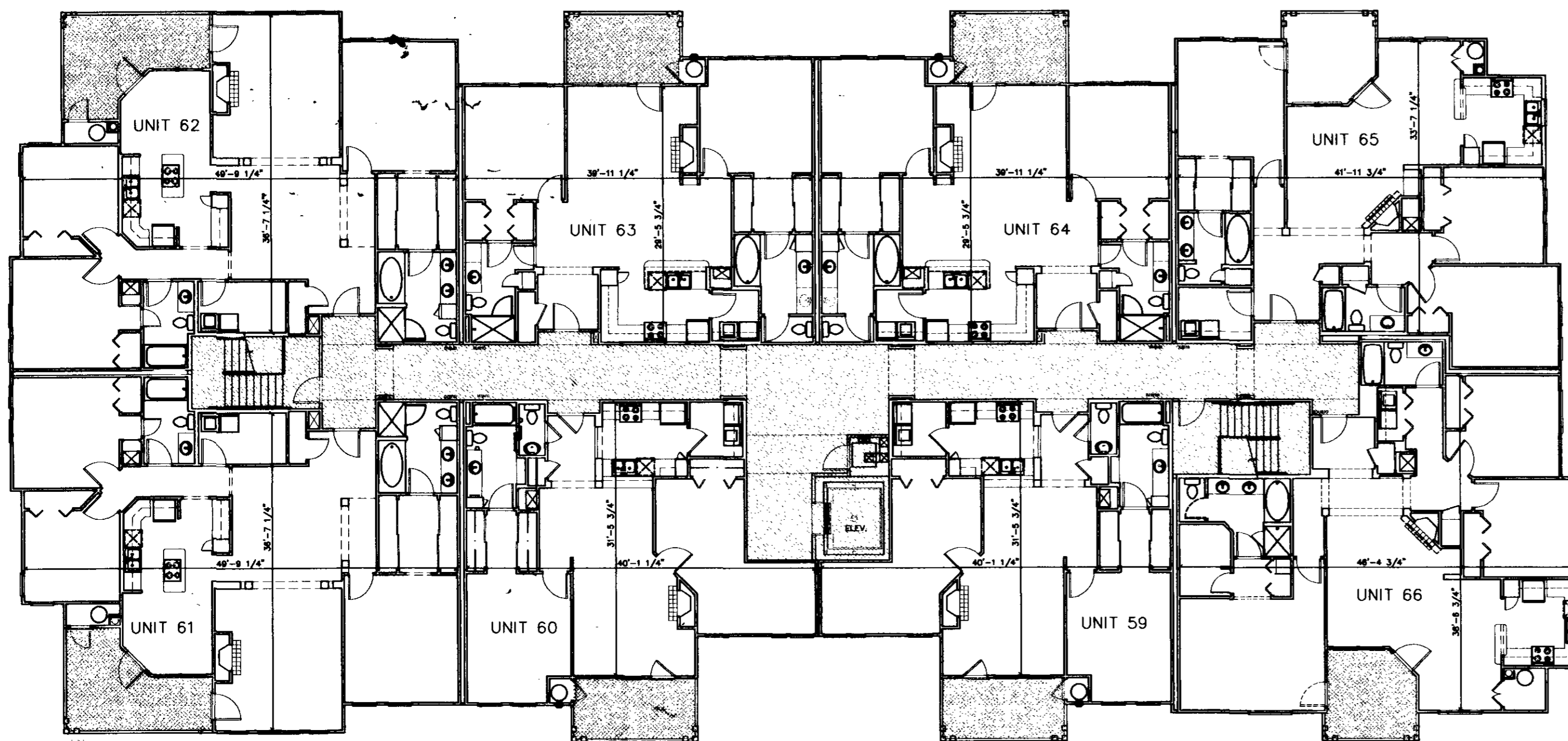
THIS 12 DAY OF DECEMBER 2002
 JEFFREY T. DAVIS, REGISTERED ARCHITECT #3649
 SWORN TO AND SUBSCRIBED BEFORE ME
 THIS 12 DAY OF DECEMBER 2002
 MY COMMISSION EXPIRES
August 12, 2005
 Maureen Estall



NOTES:

1. UNITS DESIGNATED AS EXTERIOR UNITS AND INTERIOR UNITS ARE SUBSTANTIALLY SIMILAR TO THE TYPICAL DRAWINGS SHOWN ON PAGES 13 THRU 22 (SHEETS A-1.1 THRU A-1.10) OF THE CONDOMINIUM FILE.
2. THE FRONTAL, SIDE AND REAR ELEVATIONS OF CHANDLER PLACE BUILDINGS ARE SUBSTANTIALLY THE SAME AS SHOWN FOR CHANDLER PLACE ON PAGE 23 THRU 26 (SHEETS A-6.1 THRU A-6.6) OF THE CONDOMINIUM FILE.

Chandler Place
Raleigh, North Carolina
Oak Leaf Development Company I, LLC



BUILDING THREE
 THIRD FLOOR BUILDING PLAN
 NORTH CAROLINA
 WAKE COUNTY

THE UNDERSIGNED CERTIFIES AS FOLLOWS:

1. JEFFREY T. DAVIS CERTIFIES THAT HE IS A LICENSED REGISTERED ARCHITECT IN THE STATE OF NORTH CAROLINA.

2. THE UNDERSIGNED ARCHITECT CERTIFIES THAT THE PLANS OR DRAWINGS OF CONDOMINIUM UNITS AT CHANDLER PLACE ARE AN ACCURATE COPY OF THE PLANS AND DRAWINGS OF THE BUILDINGS AS FILED WITH AND APPROVED BY THE CITY OF RALEIGH, NORTH CAROLINA.


3. SUCH PLATS OR PLANS FULLY AND ACCURATELY DEPICT THE LAYOUT, LOCATION, CEILING AND FLOOR ELEVATIONS, UNIT NUMBERS AND DIMENSIONS OF THE UNITS, AS BUILT.

CHANDLER PLACE CONDOMINIUMS
 THIRD FLOOR PLAN: UNITS 59, 60, 61, 62, 63, 64, 65, 66

4. THE UNDERSIGNED ARCHITECT CERTIFIES THAT HE HAS ACTUALLY OBSERVED THE BUILDING, COMPARED SAME WITH THE PLANS OR DRAWINGS, AND THAT SUCH PLANS OR DRAWINGS FULLY AND ACCURATELY DEPICT THE LAYOUT, AS BUILT, TO HIS BEST KNOWLEDGE AND BELIEF.

THIS 23 DAY OF Oct 1998
 JEFFREY T. DAVIS, REGISTERED ARCHITECT #3640

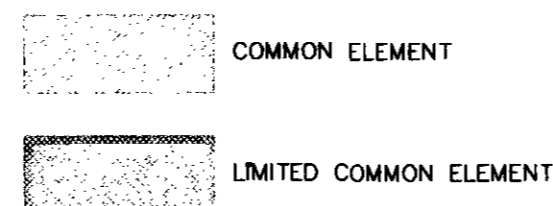
SWORN TO AND SUBSCRIBED BEFORE ME
 THIS 23 DAY OF October, 1998

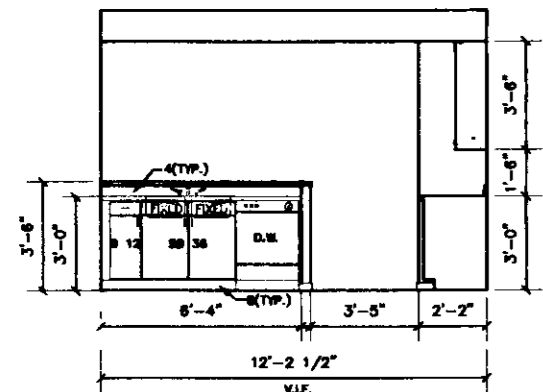


NOTES:

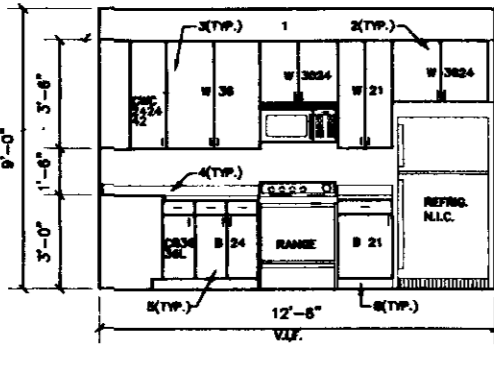
- UNITS DESIGNATED AS EXTERIOR UNITS AND INTERIOR UNITS ARE SUBSTANTIALLY SIMILAR TO THE TYPICAL DRAWINGS SHOWN ON PAGES 13 THRU 22 (SHEETS A-1.1 THRU A-1.10) OF THE CONDOMINIUM FILE.
- THE FRONTAL SIDE AND REAR ELEVATIONS OF CHANDLER PLACE BUILDINGS ARE SUBSTANTIALLY THE SAME AS SHOWN FOR CHANDLER PLACE ON PAGE 23 THRU 28 (SHEETS A-6.1 THRU A-6.8) OF THE CONDOMINIUM FILE.

① THIRD FLOOR PLAN - BUILDING TYPE THREE
 SCALE: 1/8" = 1'-0"

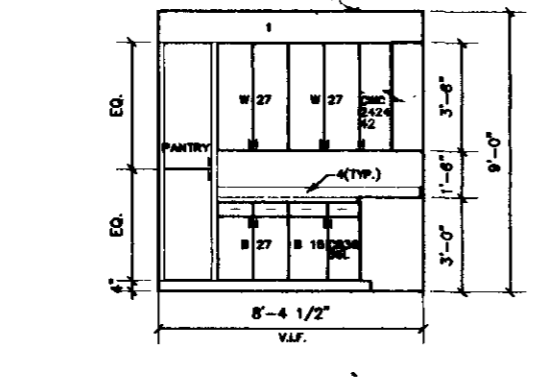




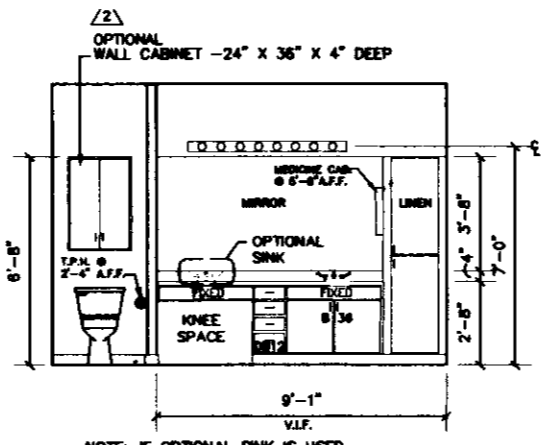
A KITCHEN ELEVATION
SCALE: 1/4" = 1'-0"



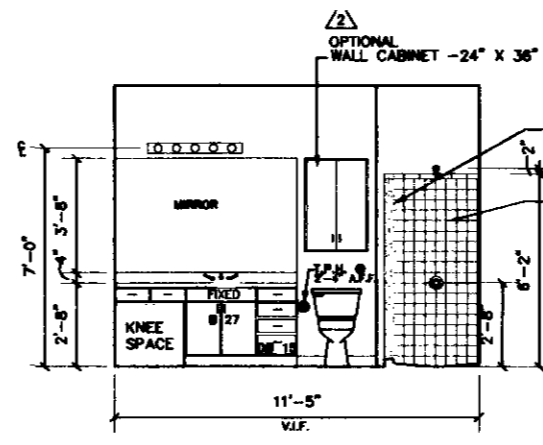
B KITCHEN ELEVATION
SCALE: 1/4" = 1'-0"



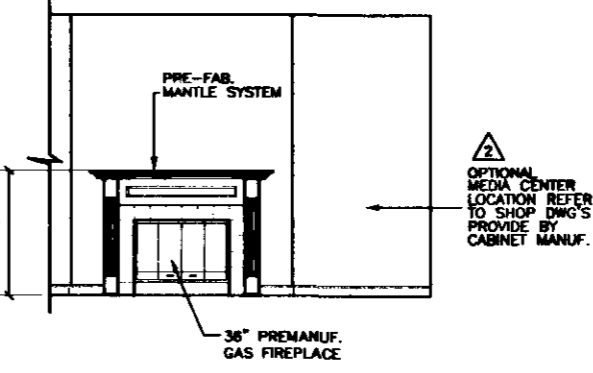
C KITCHEN ELEVATION
SCALE: 1/4" = 1'-0"



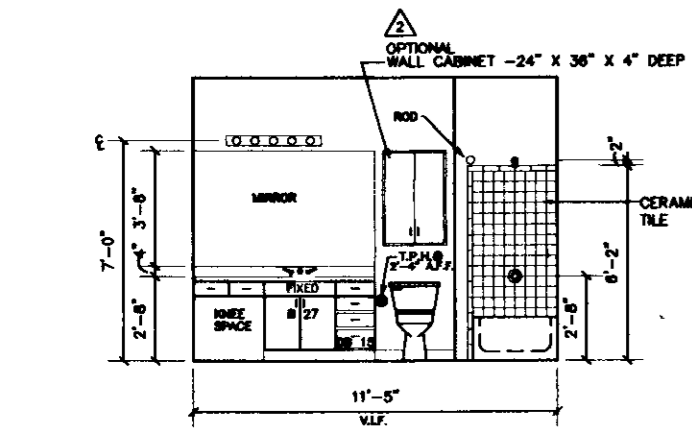
D BATHROOM ELEVATION
SCALE: 1/4" = 1'-0"



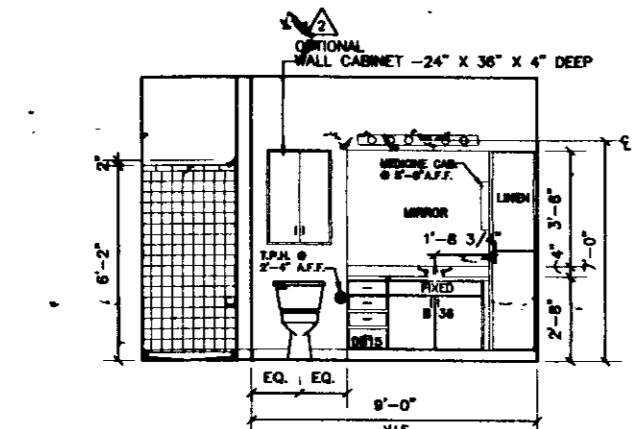
E BATHROOM ELEVATION
SCALE: 1/4" = 1'-0"



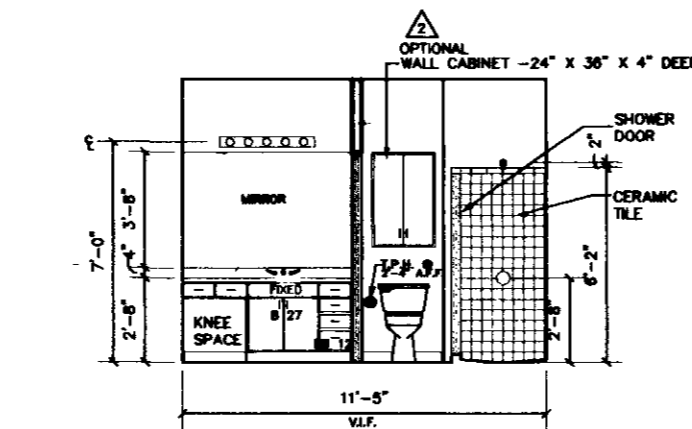
F FIREPLACE ELEVATION
SCALE: 1/4" = 1'-0"



G BATHROOM ELEVATION
SCALE: 1/4" = 1'-0"



H BATHROOM ELEVATION
SCALE: 1/4" = 1'-0"



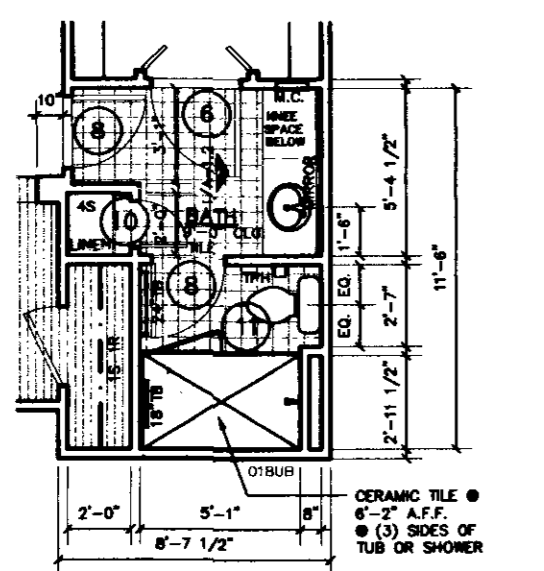
I BATHROOM ELEVATION
SCALE: 1/4" = 1'-0"

CABINET NOTES:

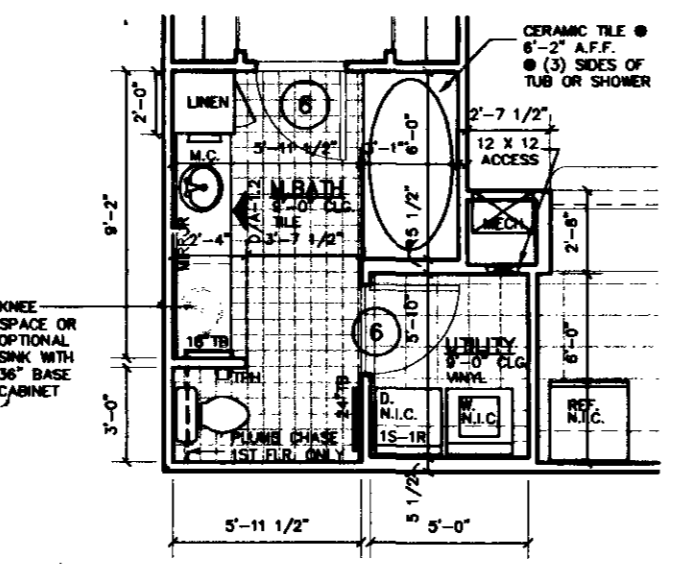
- NO BULKHEADS ABOVE CABINETS
- WALL CABINET W/O ADJUSTABLE SHELVING
- WALL CABINET W/TWO ADJUSTABLE SHELVES
- COUNTER TOP W/4" BACKSLASH
- BASE CABINET W/TWO ADJUSTABLE SHELF
- SNK BASE CABINET
- DRAWER BASE CABINET
- 4" TOE SPACE BELOW BASE CABINET
- FILLER PANEL

DESIGNATIONS:

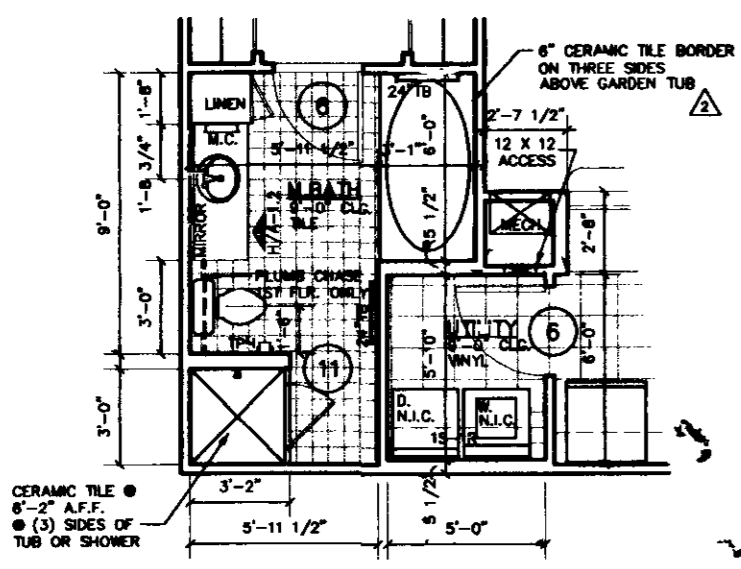
W3018 = 30 INCH WIDE, 18 INCH HIGH, WALL CABINET
 W30 = 30 INCH WIDE WALL CABINET (HT. AS DIMENSIONED)
 B36 = 36 INCH WIDE BASE CABINET (HT. AS DIMENSIONED)
 SB36 = 36 INCH WIDE SNK BASE CABINET (HT. AS DIMENSIONED)
 DB12 = 12 INCH WIDE DRAWER BASE CABINET (HT. AS DIMENSIONED)
 D.W. = DISHWASHER



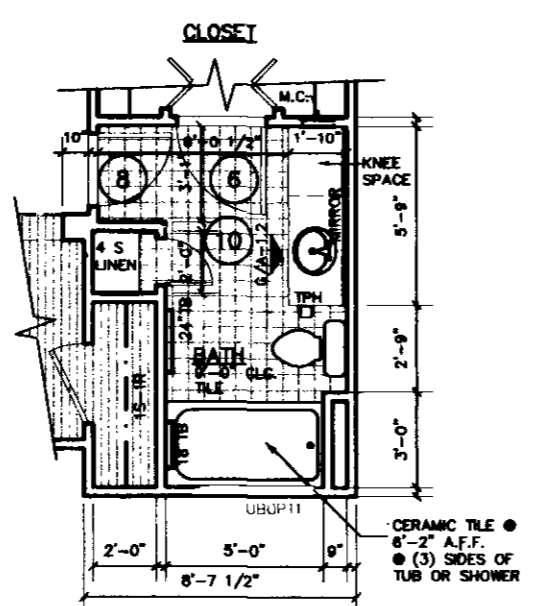
5 W.C. DOOR OPTION
SCALE: 1/4" = 1'-0"



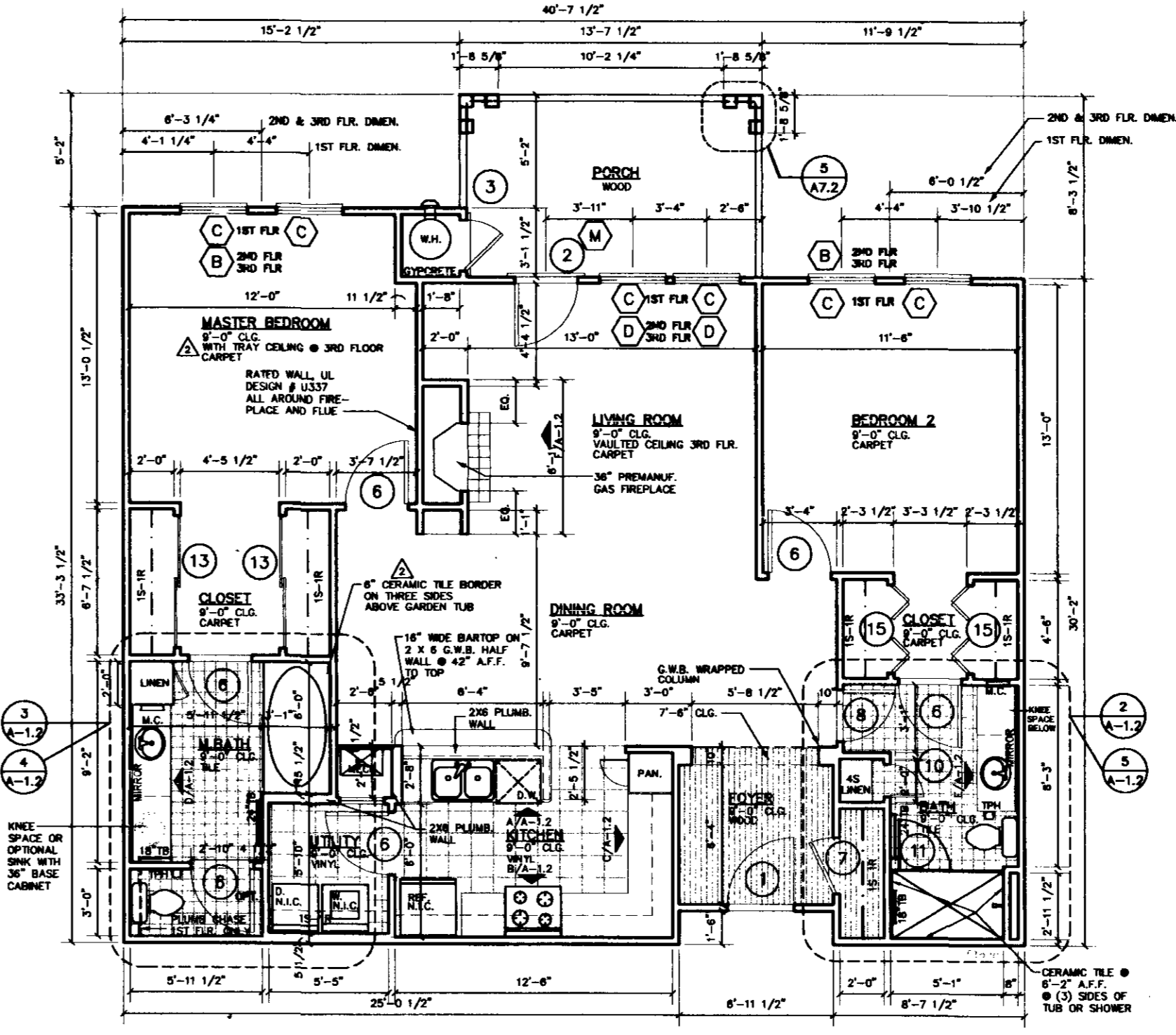
3 BATH / UTILITY OPTION
SCALE: 1/4" = 1'-0"



4 BATH / SHOWER OPTION
SCALE: 1/4" = 1'-0"



2 BATH OPTION
SCALE: 1/4" = 1'-0"



1 UNIT "B" - FLOOR PLAN 2 BEDROOM
SCALE: 1/4" = 1'-0" 1254 SQ.FT.

CLINE DAVIS
ARCHITECTS PA

414 West Jones St.
Raleigh, NC 27603
919/833-6413
919/836-1280 FAX

Handwritten signature/initials

Chandler Place
Raleigh, North Carolina
Oak Leaf Development Company, LLC

Project 96018
Date 28 APRIL 97
Revisions
6 AUG 97

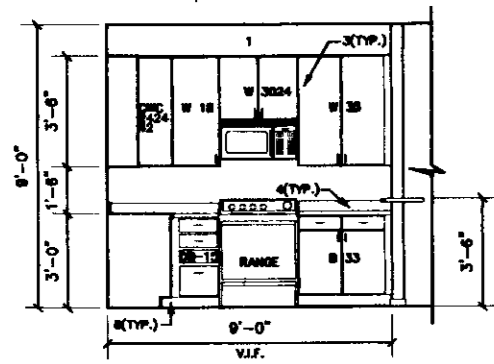
Drawn By DVP/CKB
Checked By
Content
UNIT "B"
FLOOR PLAN

A-12
Sheet 14 OF 28

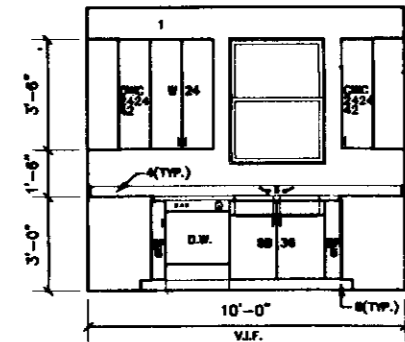
**CLINE
DAVIS**
ARCHITECTS P.A.

414 West Jones St.
Raleigh, NC 27603
919/833-6413
919/836-1280 FAX

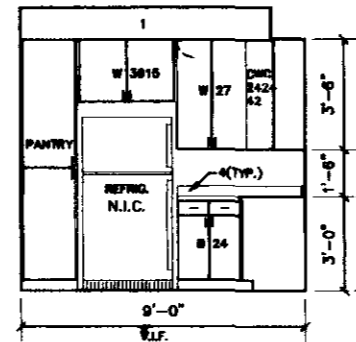
Handwritten signature/initials



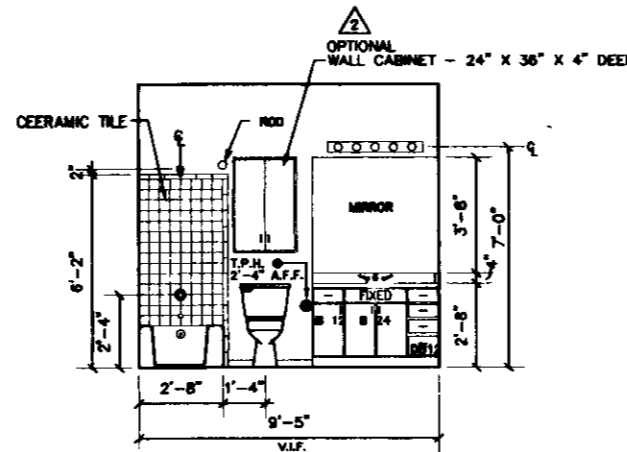
A KITCHEN ELEVATION
SCALE: 1/4" = 1'-0"



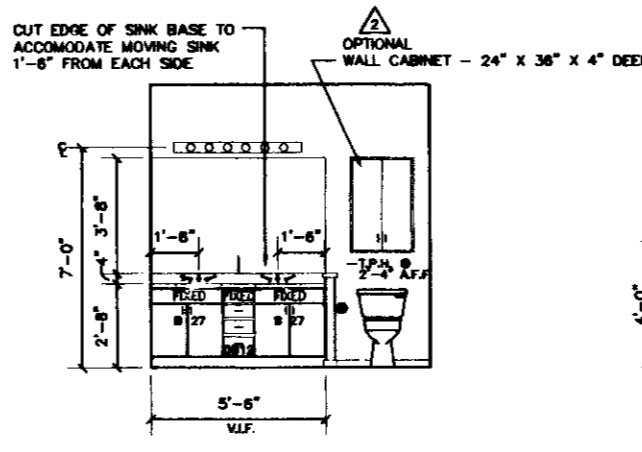
B KITCHEN ELEVATION
SCALE: 1/4" = 1'-0"



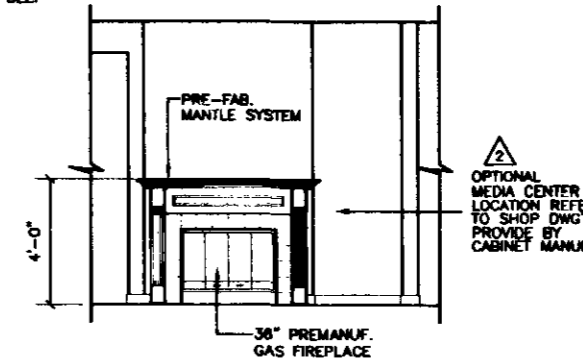
C KITCHEN ELEVATION
SCALE: 1/4" = 1'-0"



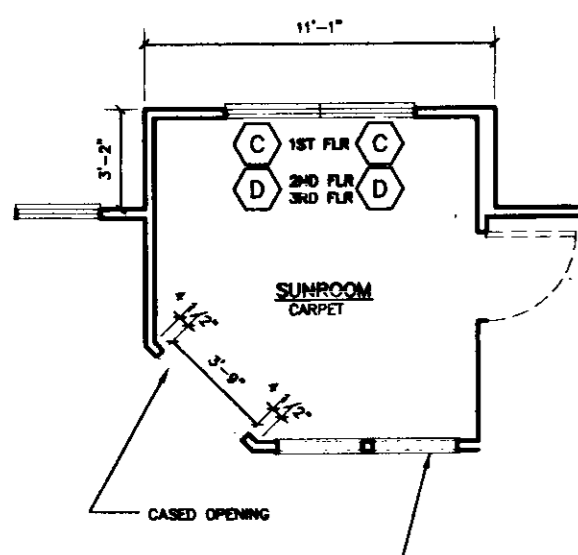
D BATHROOM ELEVATION
SCALE: 1/4" = 1'-0"



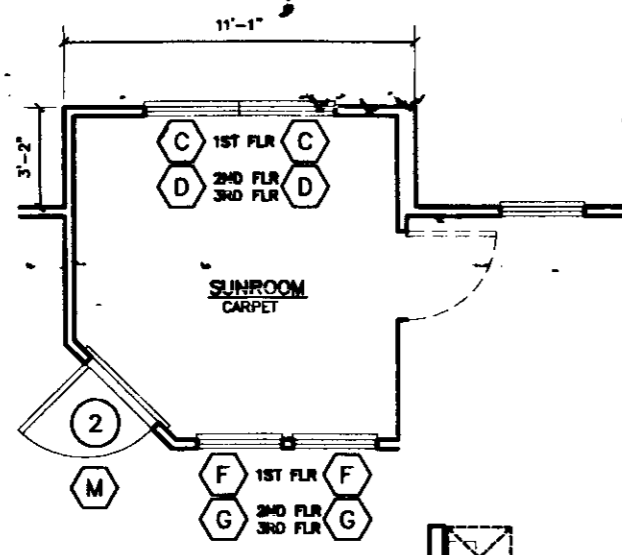
E BATHROOM ELEVATION
SCALE: 1/4" = 1'-0"



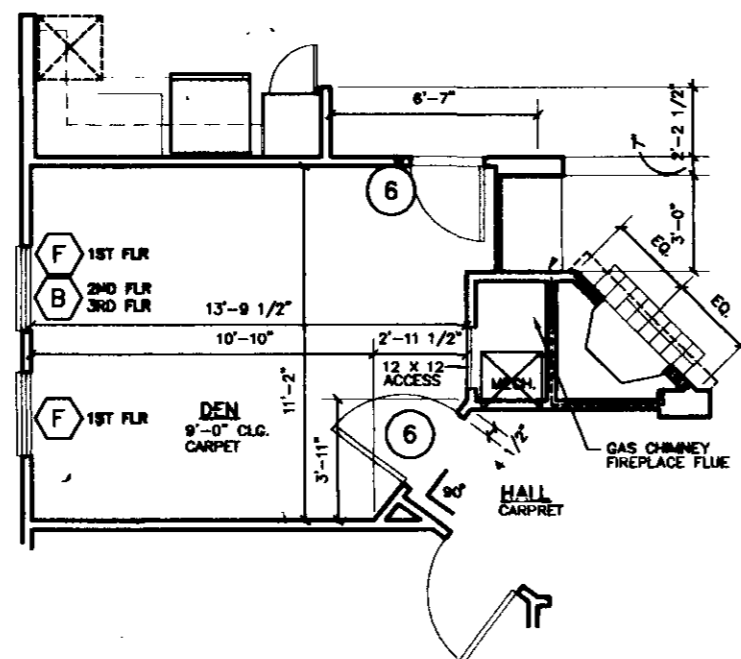
F FIREPLACE ELEVATION
SCALE: 1/4" = 1'-0"



G OPTION A SUNROOM OPTION
UNITS NO. 49, 57, 65 ONLY
SCALE: 1/4" = 1'-0"



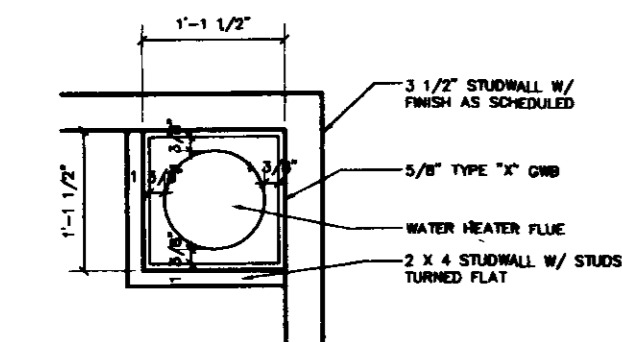
OPTION B



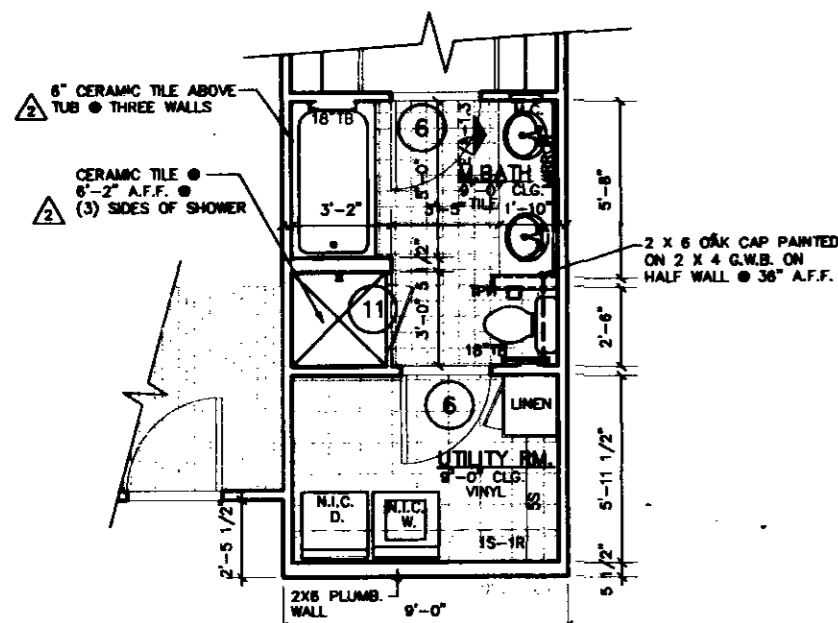
I OPTIONAL DEN
SCALE: 1/4" = 1'-0"

CABINET NOTES:
1. NO BULKHEAD ABOVE WALL CABINETS.
2. WALL CABINET W/O ADJUSTABLE SHELVING.
3. WALL CABINET W/TWO ADJUSTABLE SHELVES.
4. COUNTER TOP W/AT BACKSPLASH.
5. BASE CABINET W/ONE ADJUSTABLE SHELF.
6. SINK BASE CABINET.
7. DRAWER BASE CABINET.
8. 4" TOE SPACE BELOW BASE CABINET.
9. FILLER PANEL.

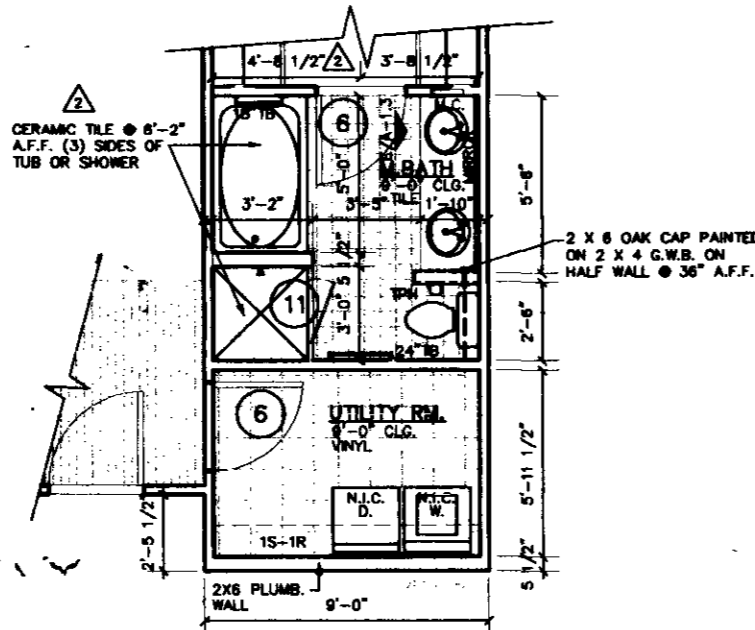
DESIGNATIONS:
W3018 = 30 INCH WIDE, 18 INCH HIGH, WALL CABINET
W30 = 30 INCH WIDE WALL CABINET (HT. AS DIMENSIONED)
B36 = 36 INCH WIDE BASE CABINET (HT. AS DIMENSIONED)
BC36 = 36 INCH WIDE BLIND CORNER BASE CABINET (HT. AS DIMENSIONED)
SB36 = 36 INCH WIDE SINK BASE CABINET (HT. AS DIMENSIONED)
DB12 = 12 INCH WIDE DRAWER BASE CABINET (HT. AS DIMENSIONED)
D.W. = DISHWASHER



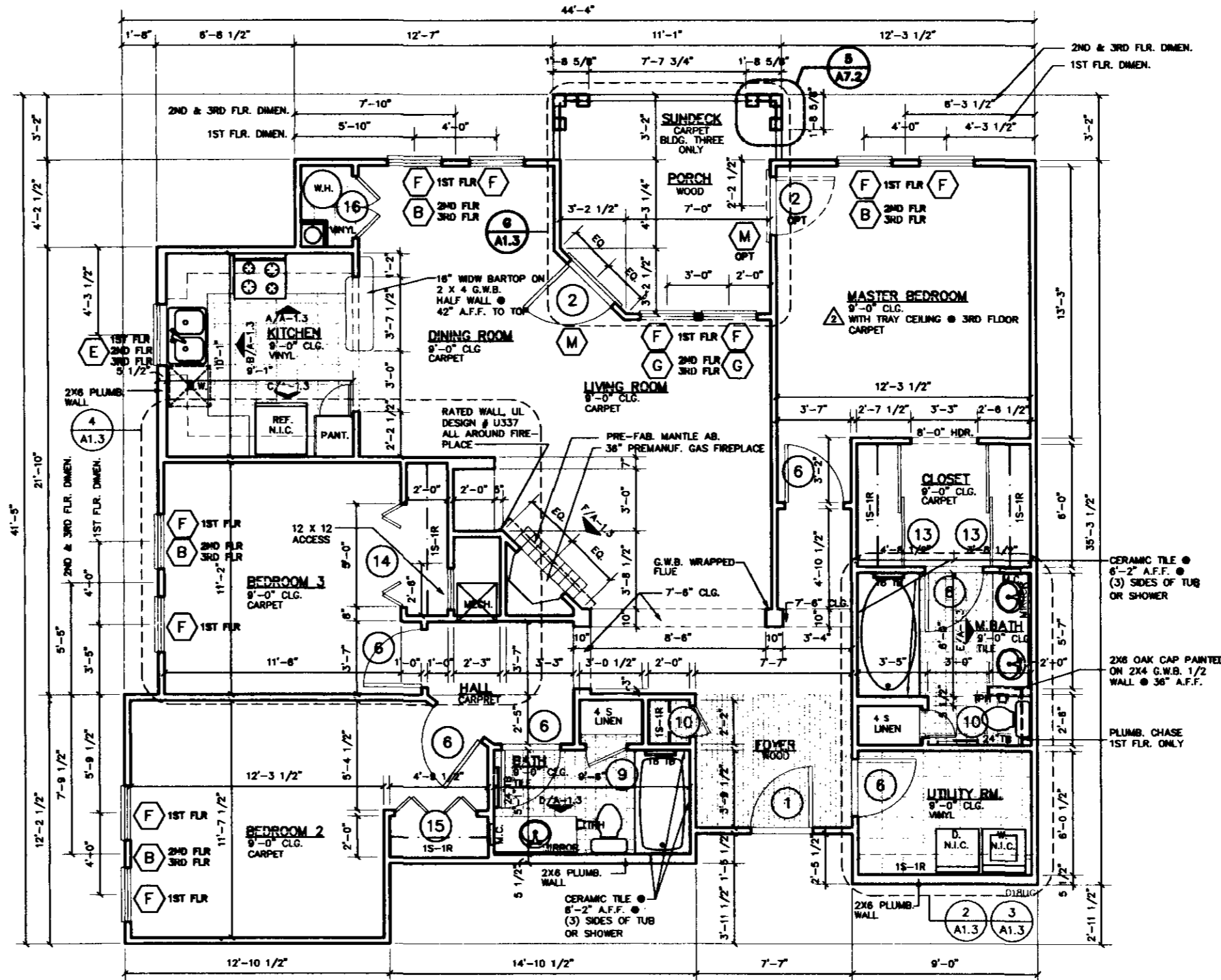
J WATER HEATER CHASE DETAIL
SCALE: 1/4" = 1'-0"
ALL UNITS EXCEPT: UNIT A & UNIT B



K OPTIONAL LAUNDRY PLAN
SCALE: 1/4" = 1'-0"



L OPTIONAL M. BATH SHOWER
SCALE: 1/4" = 1'-0"



NOTE:
SEE A-1.1 FOR UNIT FINISH SCHEDULE

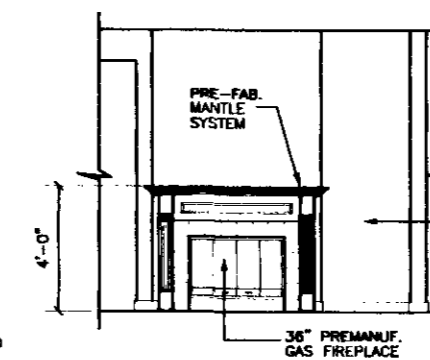
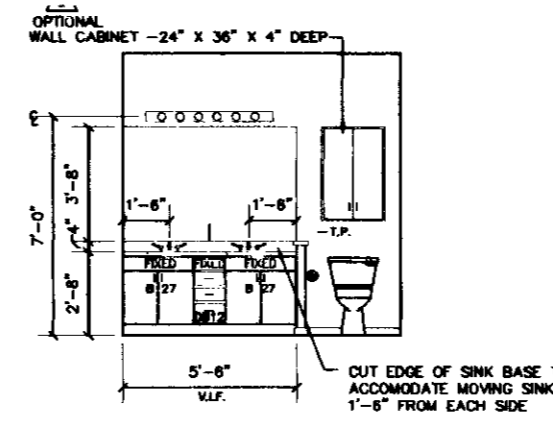
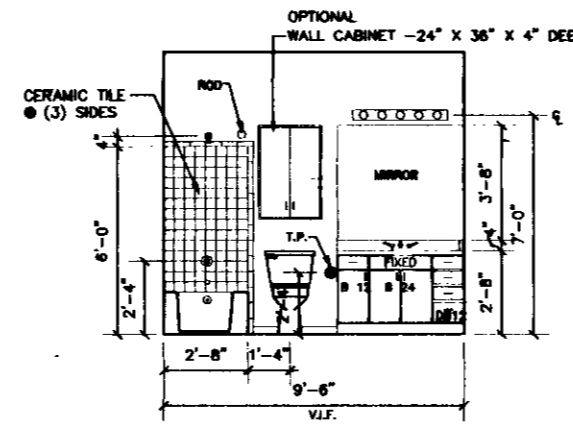
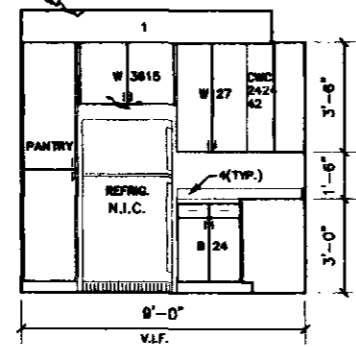
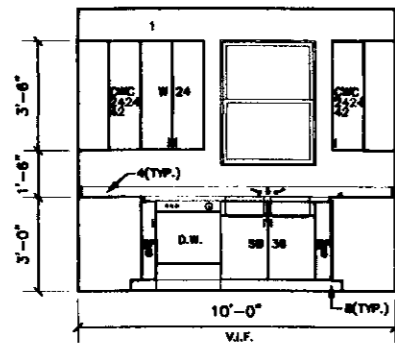
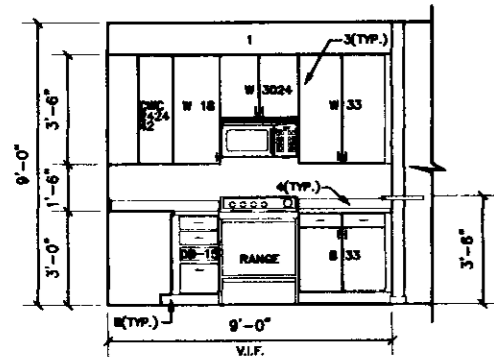
M UNIT "C" - FLOOR PLAN 3 BEDROOM
SCALE: 1/4" = 1'-0"
1426 SF

Chandler Place
Raleigh, North Carolina
Oak Leaf Development Company, LLC

Project 96018
Date 28 APRIL 97
Revisions
A 8 AUG 97

Drawn By DVP/CKB
Checked By
Content
UNIT "C"
FLOOR PLAN

A-13
Sheet 15 OF 23



OPTIONAL MEDIA CENTER LOCATION REFER TO SHOP DWG'S PROVIDED BY CABINET MANUF.

A KITCHEN ELEVATION
SCALE: 1/4" = 1'-0"

B KITCHEN ELEVATION
SCALE: 1/4" = 1'-0"

C KITCHEN ELEVATION
SCALE: 1/4" = 1'-0"

D BATHROOM ELEVATION
SCALE: 1/4" = 1'-0"

E BATHROOM ELEVATION
SCALE: 1/4" = 1'-0"

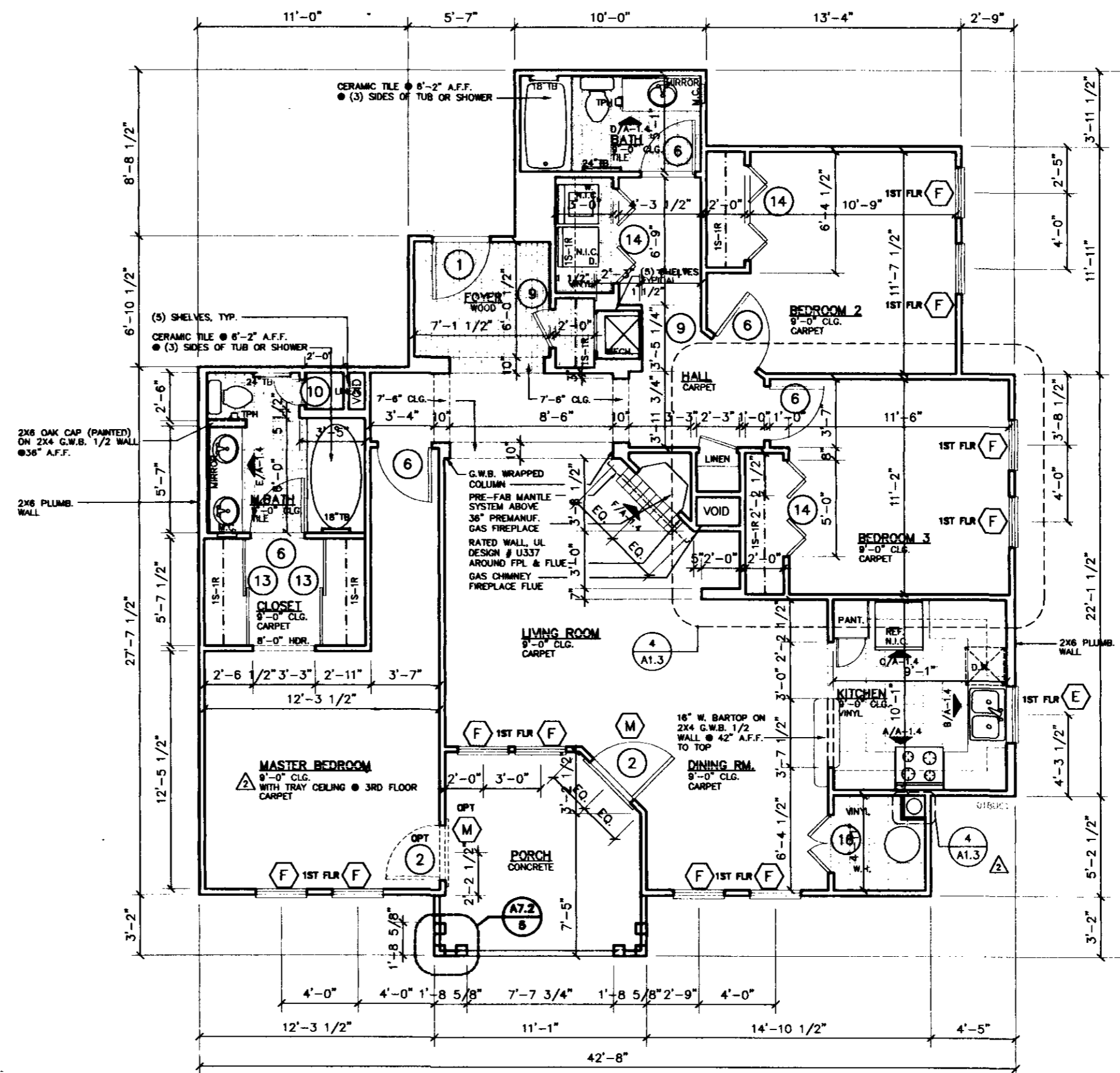
F FIREPLACE ELEVATION
SCALE: 1/4" = 1'-0"

CABINET NOTES:

1. NO BULKHEAD ABOVE WALL CABINETS.
2. WALL CABINET W/O ADJUSTABLE SHELVING.
3. WALL CABINET W/TWO ADJUSTABLE SHELVES.
4. COUNTER TOP W/4" BACKSLASH.
5. BASE CABINET W/ONE ADJUSTABLE SHELF.
6. SINK BASE CABINET.
7. DRAWER BASE CABINET.
8. 4" TOE SPACE BELOW BASE CABINET.
9. FILLER PANEL.

DESIGNATIONS:

- W3018 = 30 INCH WIDE, 18 INCH HIGH WALL CABINET
- W30 = 30 INCH WIDE WALL CABINET (HT. AS DIMENSIONED)
- B36 = 36 INCH WIDE BASE CABINET (HT. AS DIMENSIONED)
- BC36 = 36 INCH WIDE BLIND CORNER BASE CABINET (HT. AS DIMENSIONED)
- SB36 = 36 INCH WIDE SINK BASE CABINET (HT. AS DIMENSIONED)
- DB12 = 12 INCH WIDE DRAWER BASE CABINET (HT. AS DIMENSIONED)
- D.W. = DISHWASHER



NOTE:
SEE A-1.1 FOR UNIT FINISH SCHEDULE

1 UNIT "C-1" FLOOR PLAN 3 BEDROOM
SCALE: 1/4" = 1'-0" 1422 SF

CLINE DAVIS
ARCHITECTS P.A.

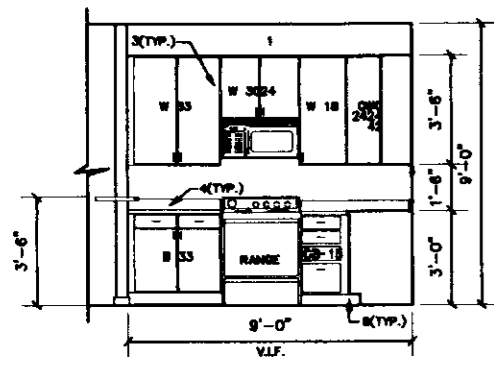
414 West Jones St.
Raleigh, NC 27603
919/833-8413
919/836-1280 FAX

Handwritten signature and initials

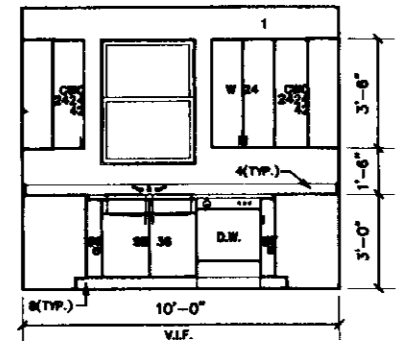
Chandler Place
Raleigh, North Carolina
Oak Leaf Development Company, LLC

Project 96018
Date 28 APRIL 97
Revisions
5 AUG 97

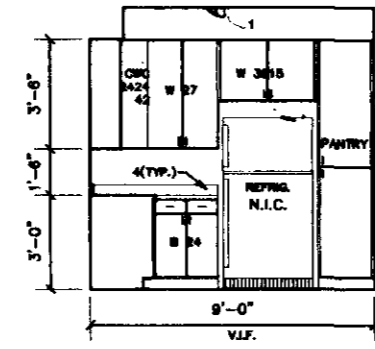
Drawn By DVP/CKB
Checked By
Content
UNIT "C-1"
FLOOR PLAN



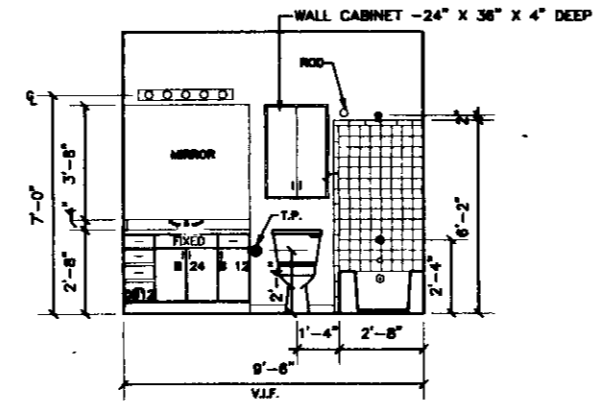
A KITCHEN ELEVATION
SCALE: 1/4" = 1'-0"



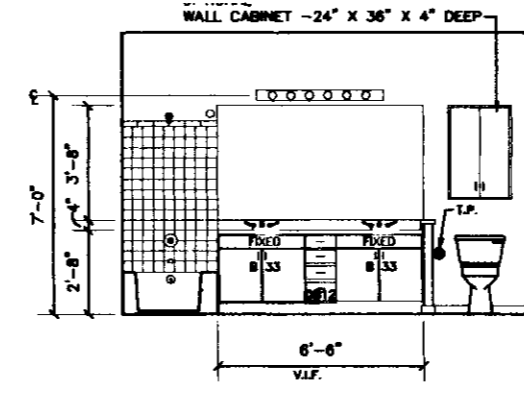
B KITCHEN ELEVATION
SCALE: 1/4" = 1'-0"



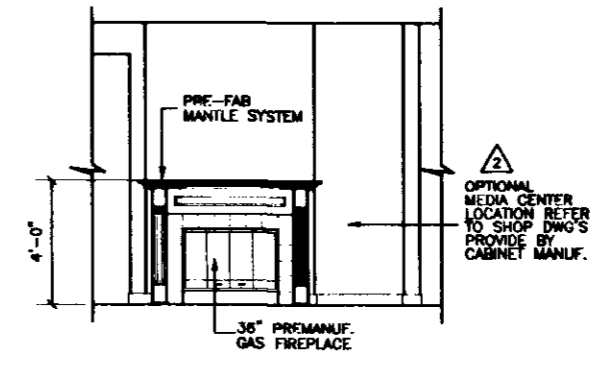
C KITCHEN ELEVATION
SCALE: 1/4" = 1'-0"



D BATHROOM ELEVATION
SCALE: 1/4" = 1'-0"



E BATHROOM ELEVATION
SCALE: 1/4" = 1'-0"

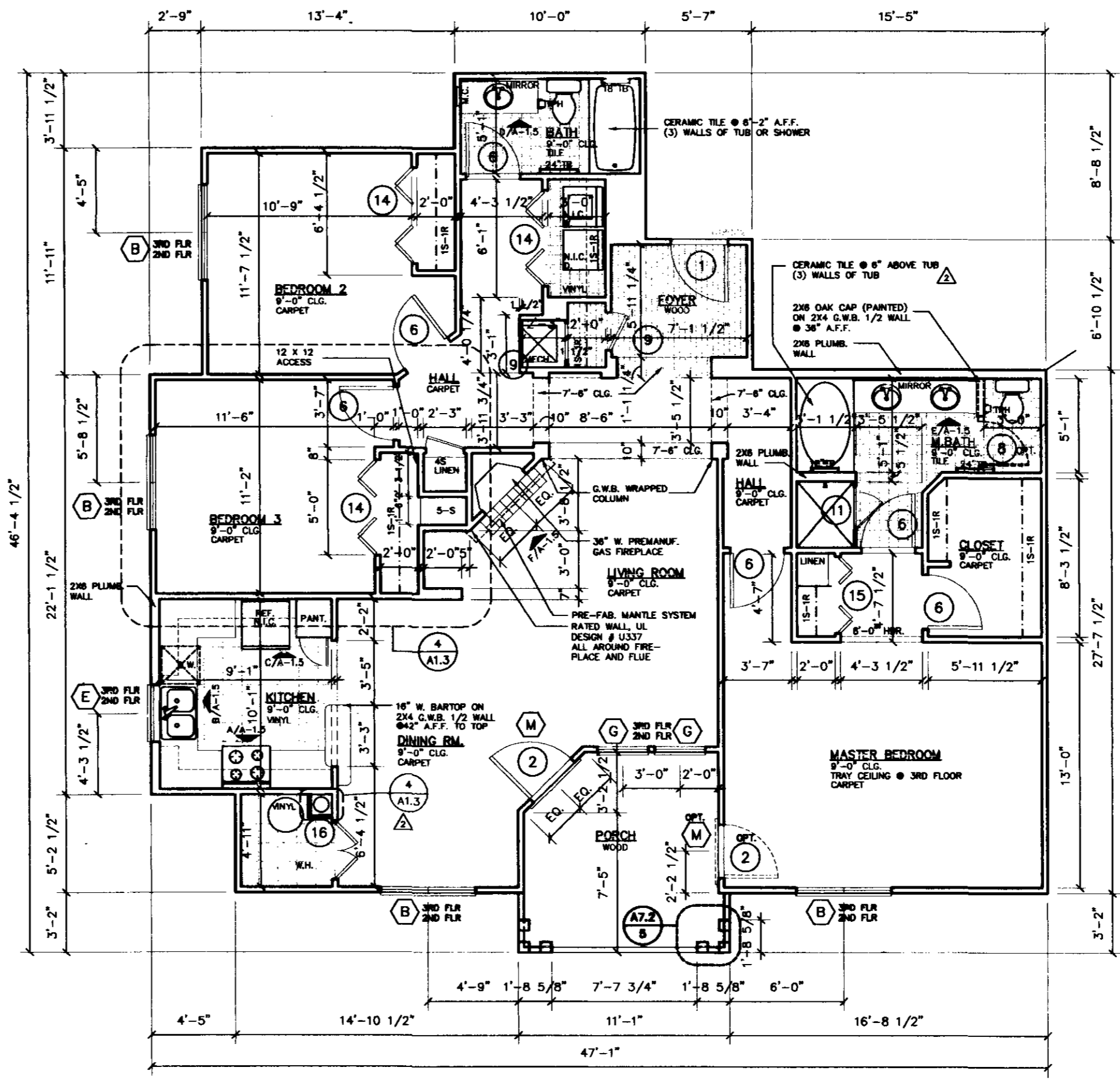


F FIREPLACE ELEVATION
SCALE: 1/4" = 1'-0"

CABINET NOTES:

1. NO BELIEFHED ABOVE WALL CABINETS.
2. WALL CABINET W/O ADJUSTABLE SHELVING.
3. WALL CABINET W/TWO ADJUSTABLE SHELVES.
4. COUNTER TOP W/4" BACKSPASH.
5. BASE CABINET W/ONE ADJUSTABLE SHELF.
6. SINK BASE CABINET.
7. DRAWER BASE CABINET.
8. 4" TEE SPACE BELOW BASE CABINET.
9. FILLER PANEL.

- DESIGNATIONS:**
- W3018 = 30 INCH WIDE, 18 INCH HIGH, WALL CABINET
 - W30 = 30 INCH WIDE WALL CABINET (HT. AS DIMENSIONED)
 - B36 = 36 INCH WIDE BASE CABINET (HT. AS DIMENSIONED)
 - BC36 = 36 INCH WIDE BLIND CORNER BASE CABINET (HT. AS DIMENSIONED)
 - SB36 = 36 INCH WIDE SINK BASE CABINET (HT. AS DIMENSIONED)
 - DB12 = 12 INCH WIDE DRAWER BASE CABINET (HT. AS DIMENSIONED)
 - D.W. = DISHWASHER



NOTE:
SEE A-1.1 FOR UNIT FINISH SCHEDULE

1 UNIT "C-2" FLOOR PLAN 3 BEDROOM
SCALE: 1/4" = 1'-0" 1556 SF

CLINE DAVIS
ARCHITECTS P.A.

414 West Jones St.
Raleigh, NC 27603
919/833-8413
919/836-1280 FAX

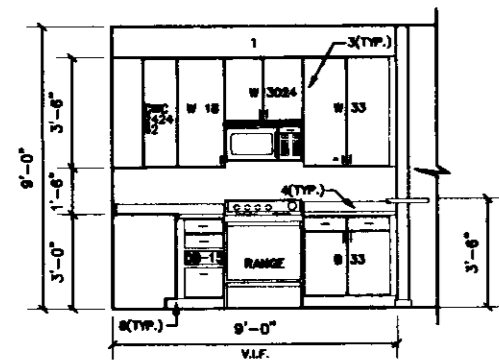
Handwritten signature/initials

Chandler Place
Raleigh, North Carolina
Oak Leaf Development Company, LLC

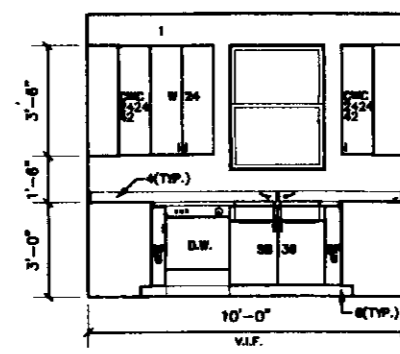
Project 96018
Date 28 APRIL 97
Revisions
8 AUG 97

Drawn By DVP/CKB
Checked By
Content
UNIT "C-2"
FLOOR PLAN

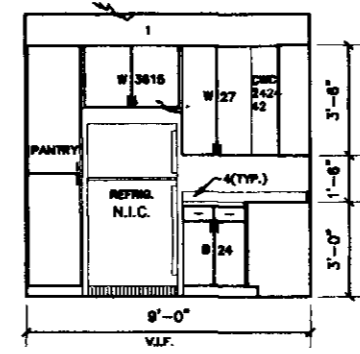
A-15
Sheet 17 OF 28



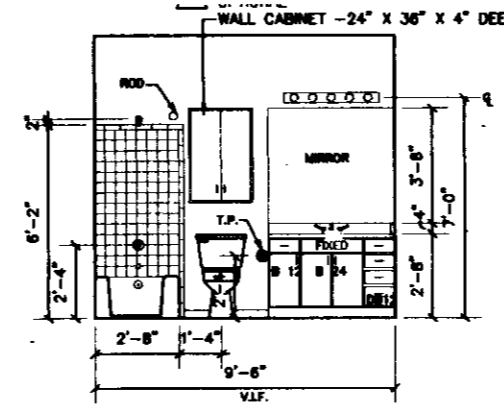
A KITCHEN ELEVATION
SCALE: 1/4" = 1'-0"



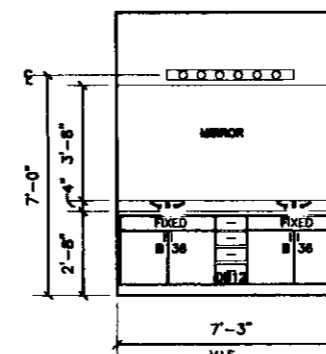
B KITCHEN ELEVATION
SCALE: 1/4" = 1'-0"



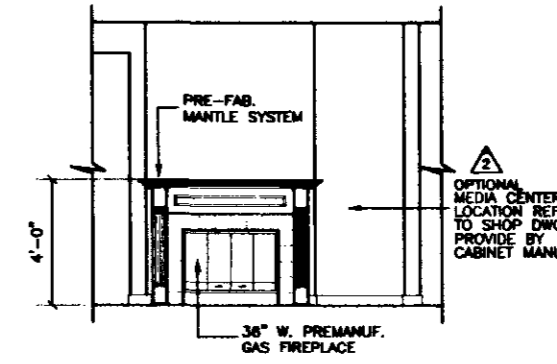
C KITCHEN ELEVATION
SCALE: 1/4" = 1'-0"



D BATHROOM ELEVATION
SCALE: 1/4" = 1'-0"



E BATHROOM ELEVATION
SCALE: 1/4" = 1'-0"



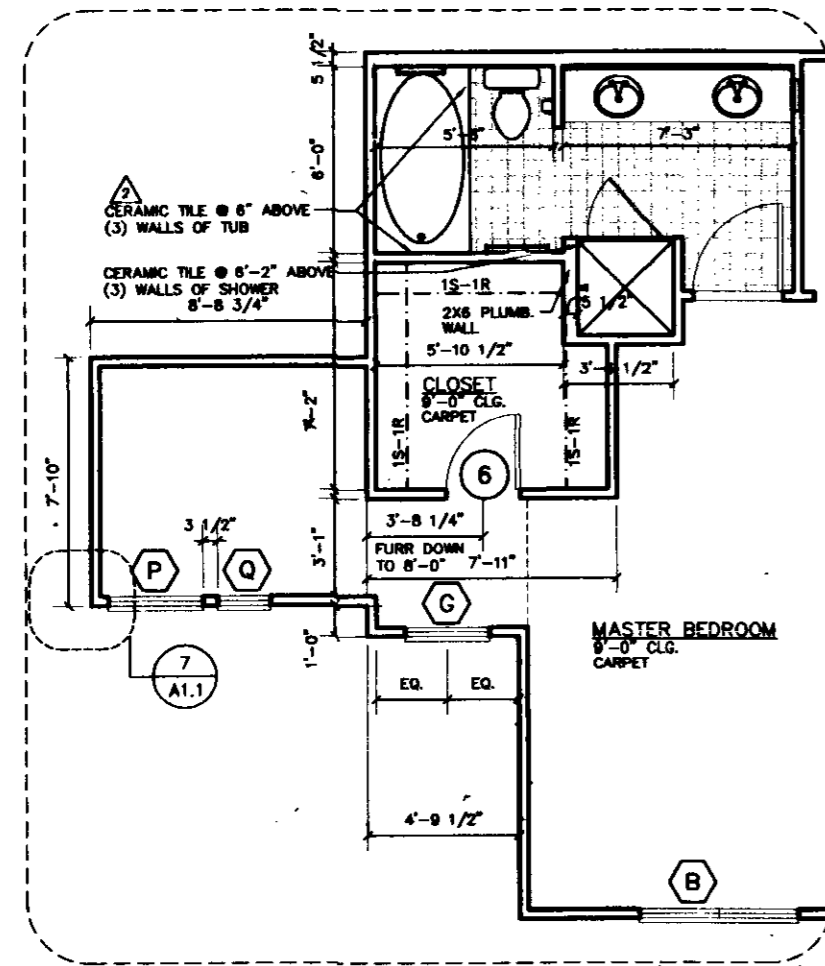
F FIREPLACE ELEVATION
SCALE: 1/4" = 1'-0"

CABINET NOTES:

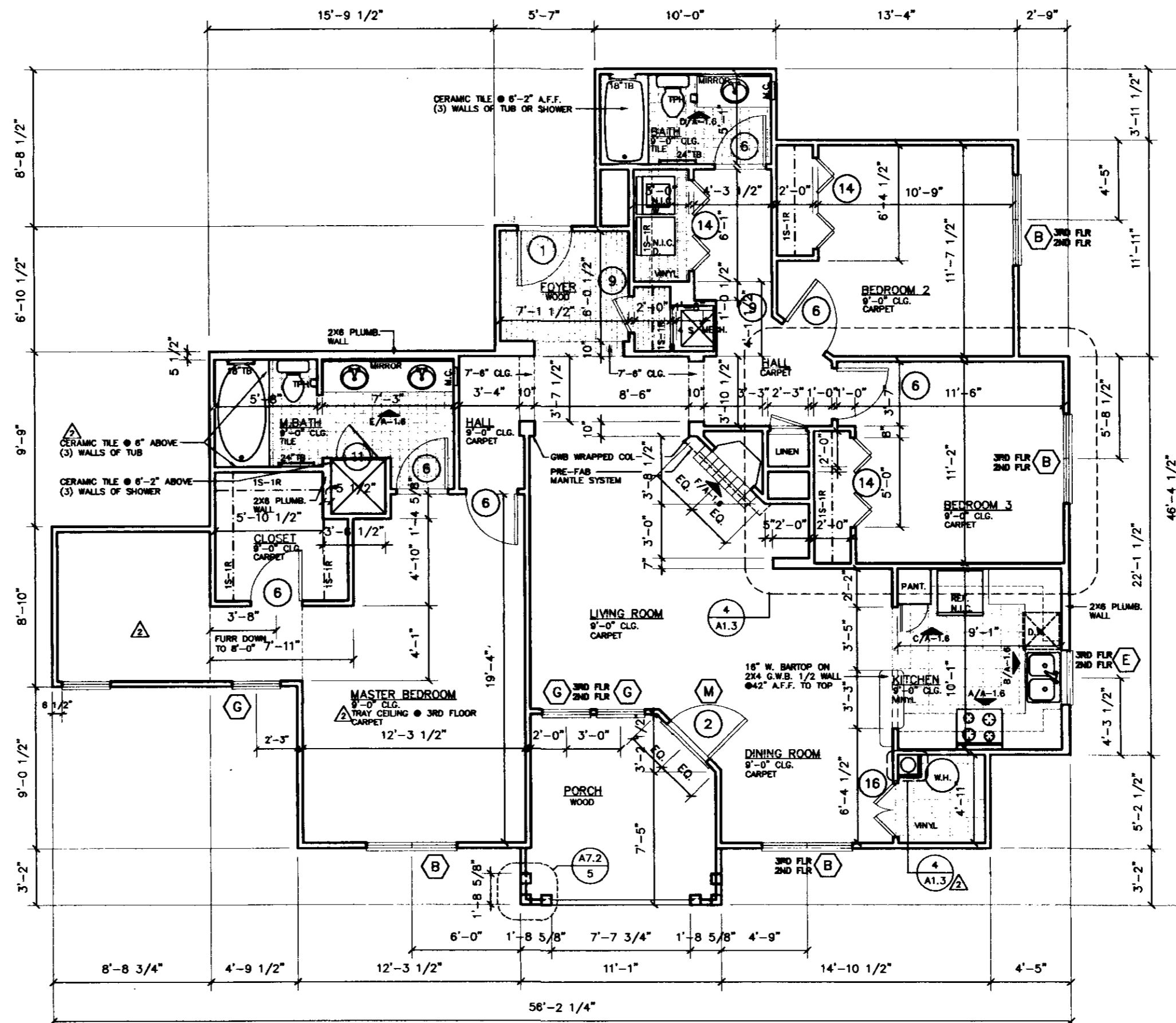
1. NO BULKHEAD ABOVE WALL CABINETS.
2. WALL CABINET W/O ADJUSTABLE SHELVING.
3. WALL CABINET W/TWO ADJUSTABLE SHELVES.
4. COUNTER TOP W/4" BACKSLAB.
5. BASE CABINET W/ONE ADJUSTABLE SHELF.
6. SINK BASE CABINET.
7. DRAWER BASE CABINET.
8. 4" TOE SPACE BELOW BASE CABINET.
9. FILEX PANEL.

DESIGNATIONS:

- W3018 = 30 INCH WIDE, 18 INCH HIGH, WALL CABINET
- W30 = 30 INCH WIDE WALL CABINET (HT. AS DIMENSIONED)
- B36 = 36 INCH WIDE BASE CABINET (HT. AS DIMENSIONED)
- BC36 = 36 INCH WIDE BLIND CORNER BASE CABINET (HT. AS DIMENSIONED)
- SB36 = 36 INCH WIDE SINK BASE CABINET (HT. AS DIMENSIONED)
- DB12 = 12 INCH WIDE DRAWER BASE CABINET (HT. AS DIMENSIONED)
- D.W. = DISHWASHER



2 PARTIAL FLOOR PLAN
UNIT "C32"
3 BEDROOM
SCALE: 1/4" = 1'-0"
1572 SF



NOTE:
SEE A-1.1 FOR UNIT FINISH SCHEDULE

1 THIRD FLOOR ONLY - BUILDING ONE ONLY
UNIT "C-3" FLOOR PLAN
3 BEDROOM
SCALE: 1/4" = 1'-0"
1590 SF

CLINE DAVIS
ARCHITECTS PA

414 West Jones St.
Raleigh, NC 27603
919/833-6413
919/836-1280 FAX

[Handwritten signature]

Chandler Place
Raleigh, North Carolina
Oak Leaf Development Company, LLC

Project 96018
Date 28 APRIL 97
Revisions

8 AUG 97

Drawn By DVP/CKB
Checked By

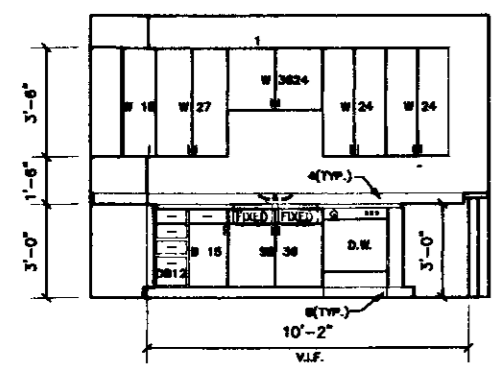
Content
UNIT "C-3"
FLOOR PLAN

A-16
Sheet 13 OF 28

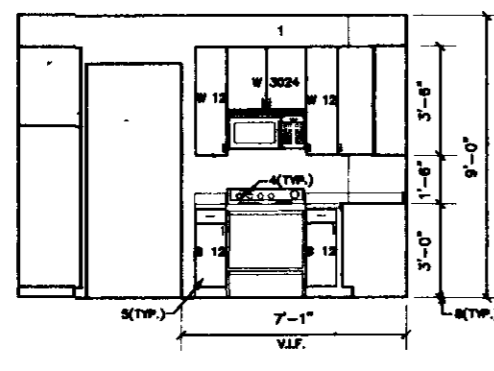
**CLINE
DAVIS**
ARCHITECTS PA

414 West Jones St.
Raleigh, NC 27603
919/833-6413
919/836-1280 FAX

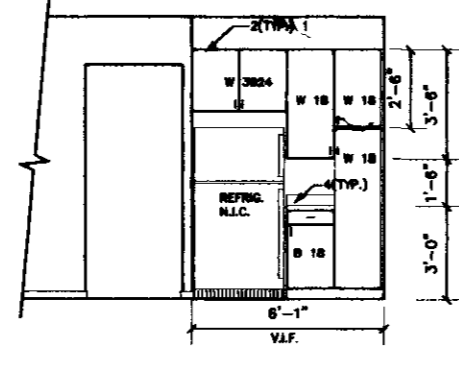
Handwritten signature/initials



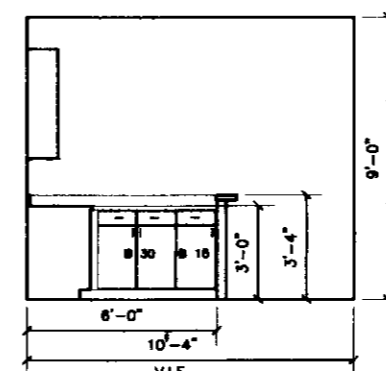
A KITCHEN ELEVATION
SCALE: 1/4" = 1'-0"



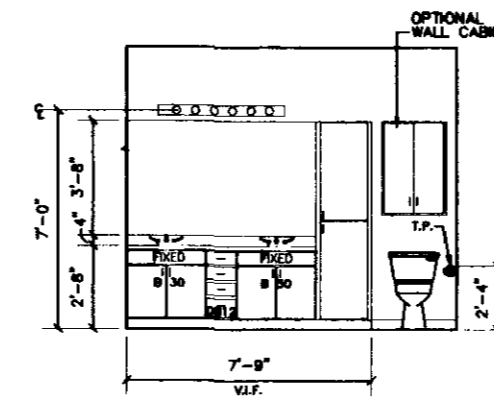
B KITCHEN ELEVATION
SCALE: 1/4" = 1'-0"



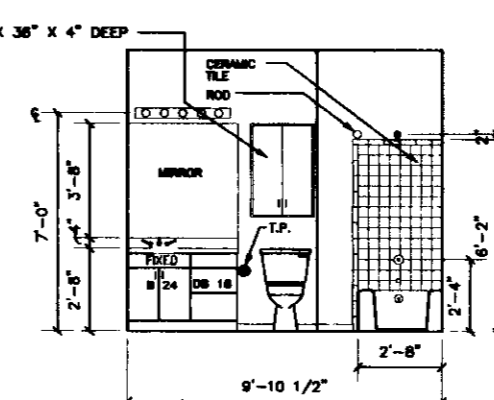
C KITCHEN ELEVATION
SCALE: 1/4" = 1'-0"



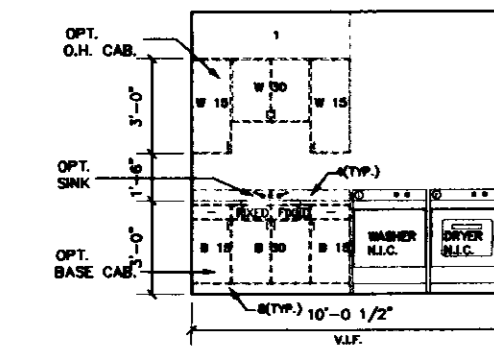
D KITCHEN ELEVATION
SCALE: 1/4" = 1'-0"



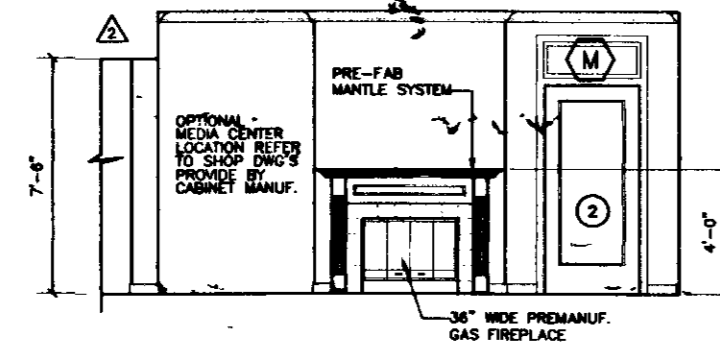
E BATH ELEVATION
SCALE: 1/4" = 1'-0"



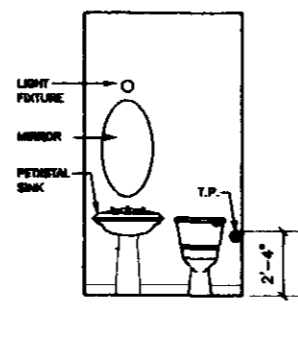
F BATH ELEVATION
SCALE: 1/4" = 1'-0"



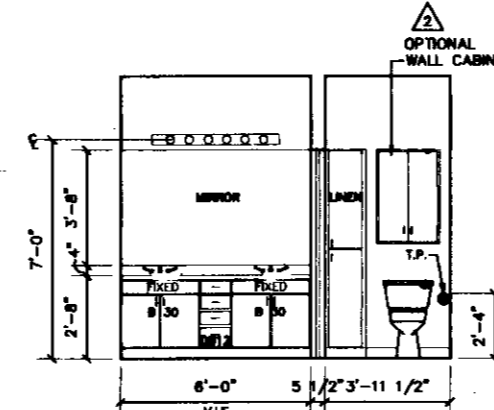
G UTILITY RM. ELEVATION
SCALE: 1/4" = 1'-0"



H FIREPLACE ELEVATION
SCALE: 1/4" = 1'-0"

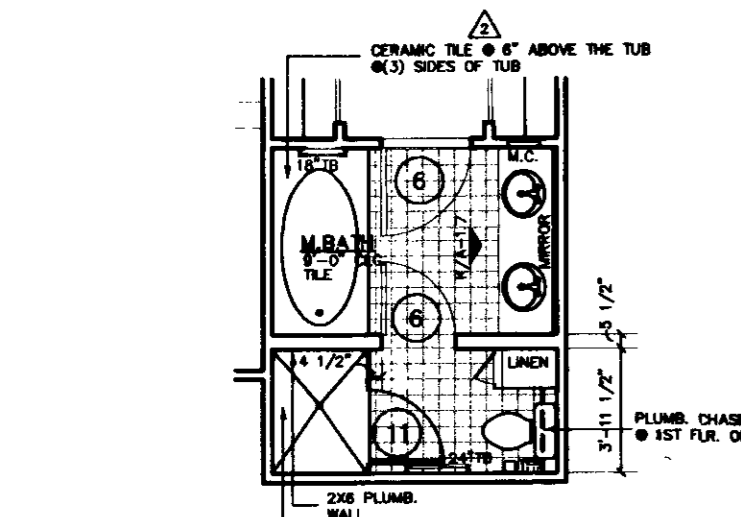


J OPTIONAL POWDER BATH
SCALE: 1/4" = 1'-0"

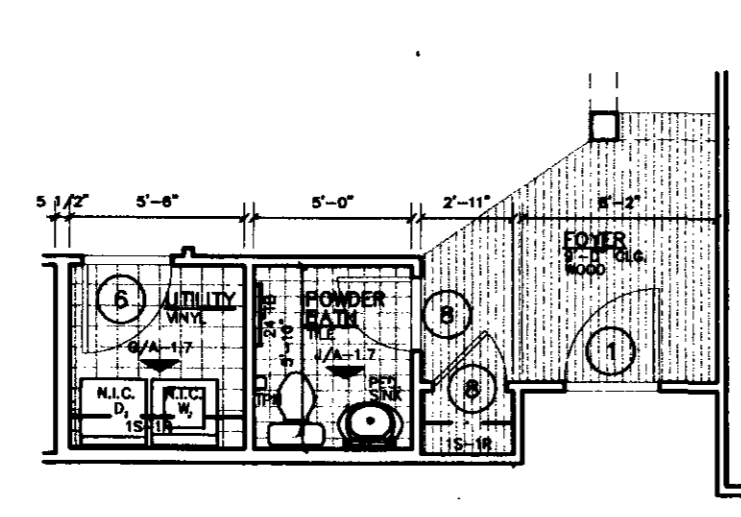


K BATH ELEVATION
SCALE: 1/4" = 1'-0"

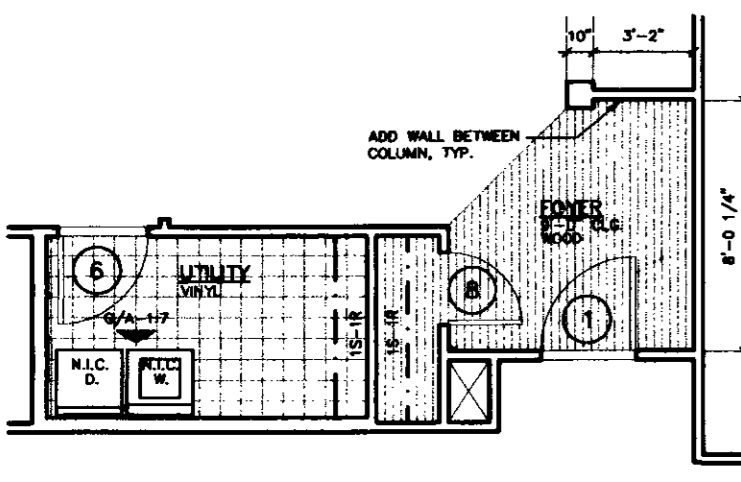
- CABINET NOTES:**
- NO BULKHEADS ABOVE CABINETS
 - WALL CABINET W/O ADJUSTABLE SHELVING
 - WALL CABINET W/NO ADJUSTABLE SHELVING
 - COUNTER TOP W/4" BACKSPASH
 - BASE CABINET W/NO ADJUSTABLE SHELF
 - SINK BASE CABINET
 - DRAWER BASE CABINET
 - 4" TOE SPACE BELOW BASE CABINET
 - FILLER PANEL
- DESIGNATIONS:**
- W3018 = 30 INCH WIDE, 18 INCH HIGH, WALL CABINET
 - W30 = 30 INCH WIDE WALL CABINET (HT. AS DIMENSIONED)
 - B36 = 36 INCH WIDE BASE CABINET (HT. AS DIMENSIONED)
 - SB36 = 36 INCH WIDE SINK BASE CABINET (HT. AS DIMENSIONED)
 - DB12 = 12 INCH WIDE DRAWER BASE CABINET (HT. AS DIMENSIONED)
 - D.W. = DISHWASHER



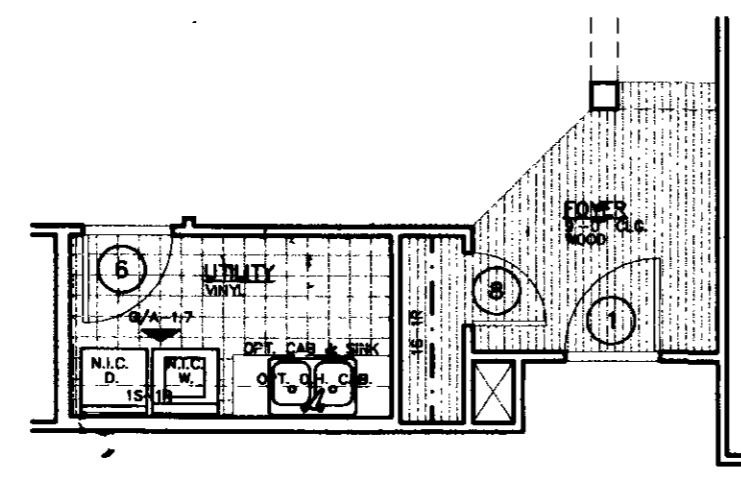
5 UNIT "D" - MASTER BATH OPT.
SCALE: 1/4" = 1'-0"



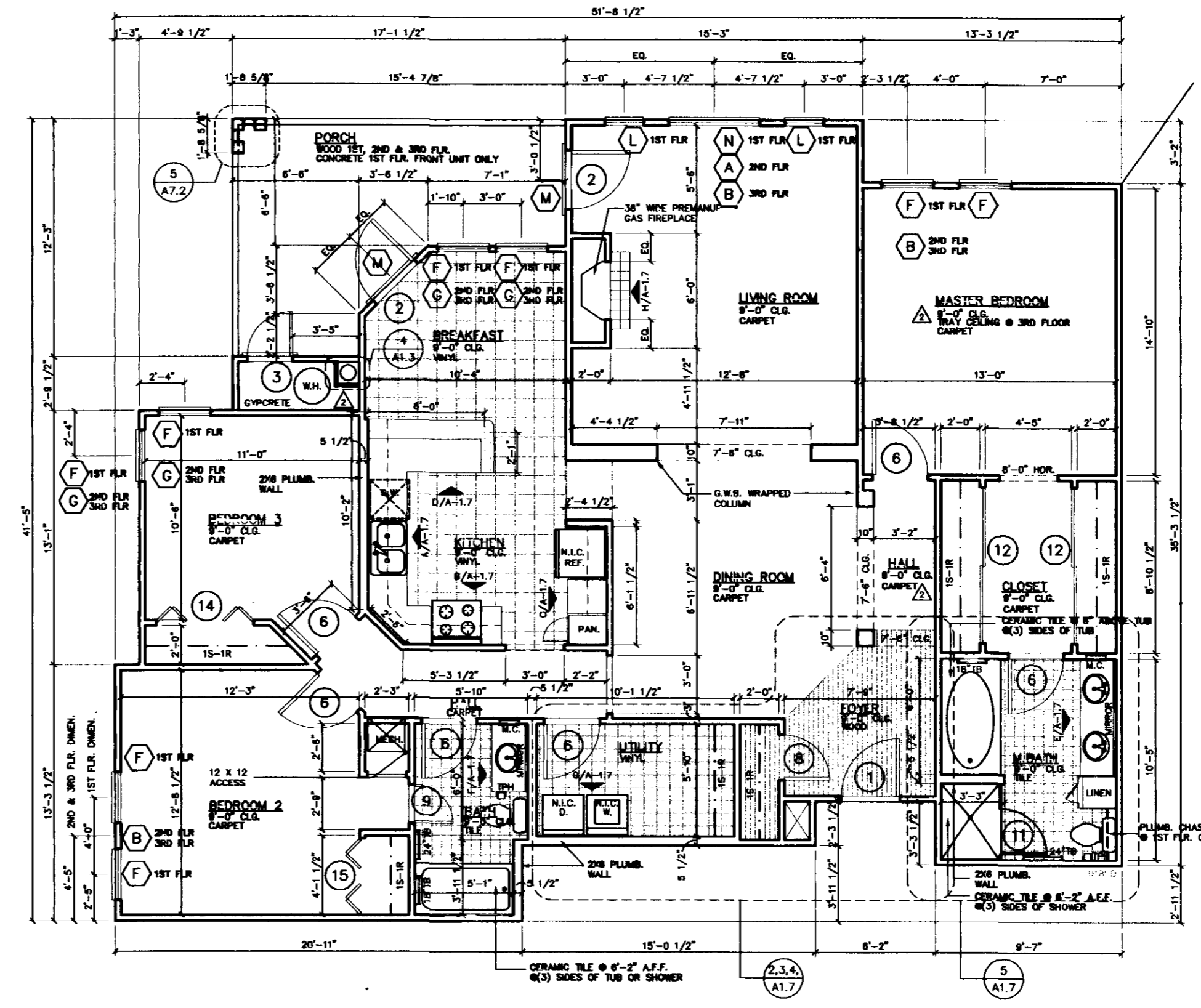
3 UNIT "D" - HALF BATH OPT.
SCALE: 1/4" = 1'-0"



4 UNIT "D" - WALL OPTION
SCALE: 1/4" = 1'-0"



2 UNIT "D" - CABINET/SINK OPT.
SCALE: 1/4" = 1'-0"



NOTE:
SEE A-1.1 FOR UNIT FINISH SCHEDULE

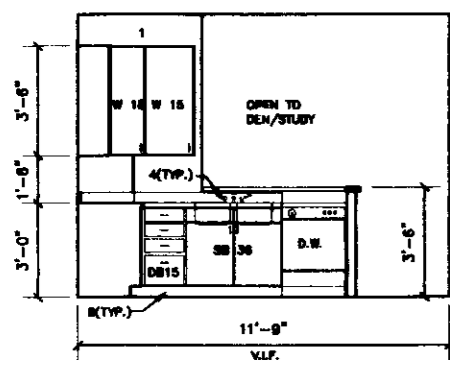
1 UNIT "D" - FLOOR PLAN 3 BEDROOM
SCALE: 1/4" = 1'-0" 1688 S.F.

Chandler Place
Raleigh, North Carolina
Oak Leaf Development Company, LLC

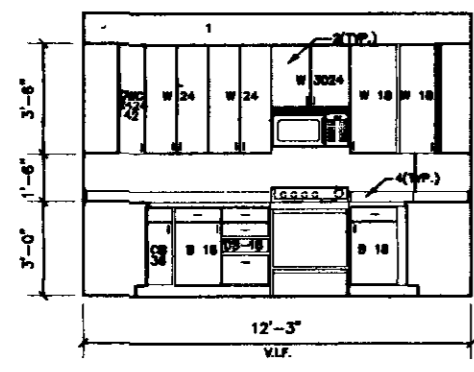
Project 96018
Date 28 APRIL 97
Revisions
8 AUG 97

Drawn By DVP/CKB
Checked By
Content
UNIT "D"
FLOOR PLAN

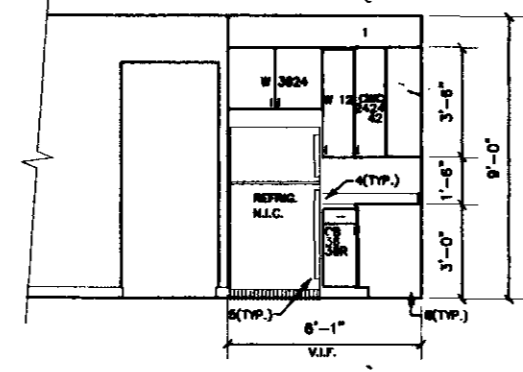
A-17
Sheet 19 OF 23



A KITCHEN ELEVATION
SCALE: 1/4" = 1'-0"

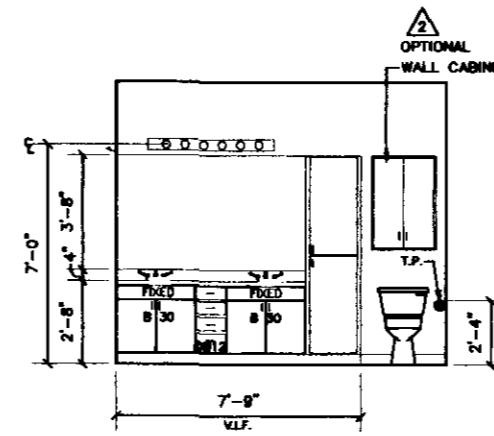


B KITCHEN ELEVATION
SCALE: 1/4" = 1'-0"

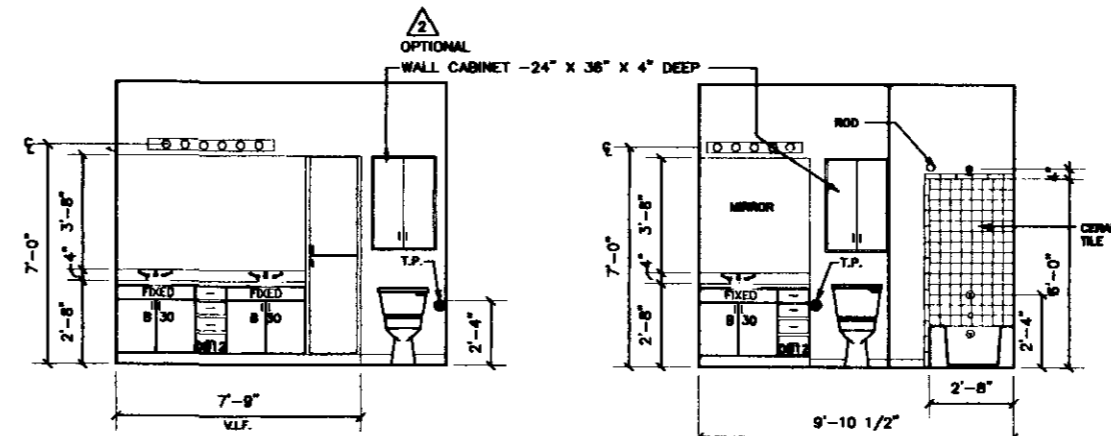


C KITCHEN ELEVATION
SCALE: 1/4" = 1'-0"

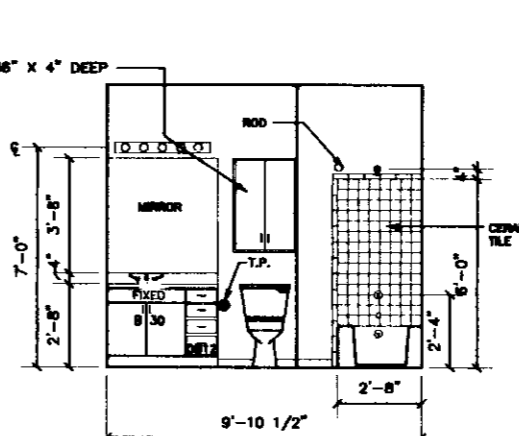
NOT USED



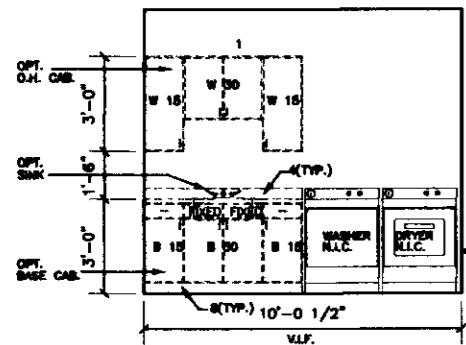
D KITCHEN ELEVATION
SCALE: 1/4" = 1'-0"



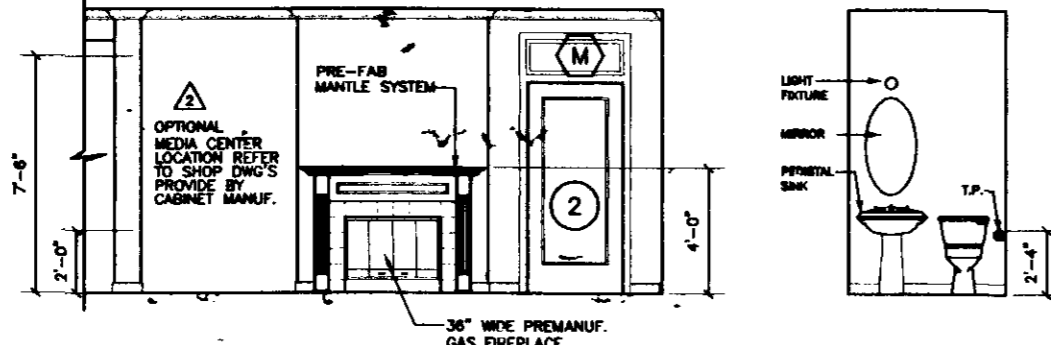
E BATH ELEVATION
SCALE: 1/4" = 1'-0"



F BATH ELEVATION
SCALE: 1/4" = 1'-0"

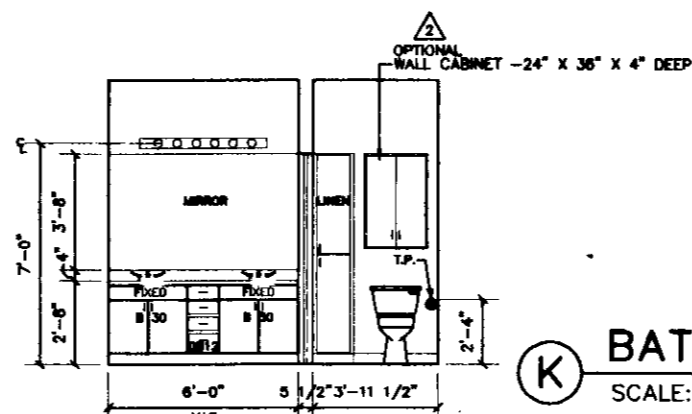


G UTILITY RM. ELEVATION
SCALE: 1/4" = 1'-0"



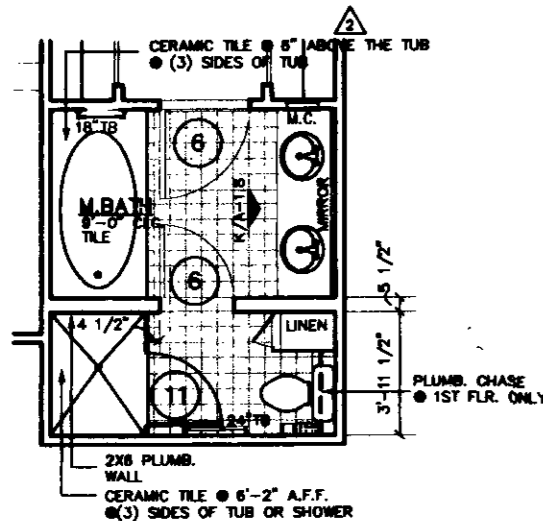
H FIREPLACE ELEVATION
SCALE: 1/4" = 1'-0"

J "OPTIONAL" POWDER BATH
SCALE: 1/4" = 1'-0"

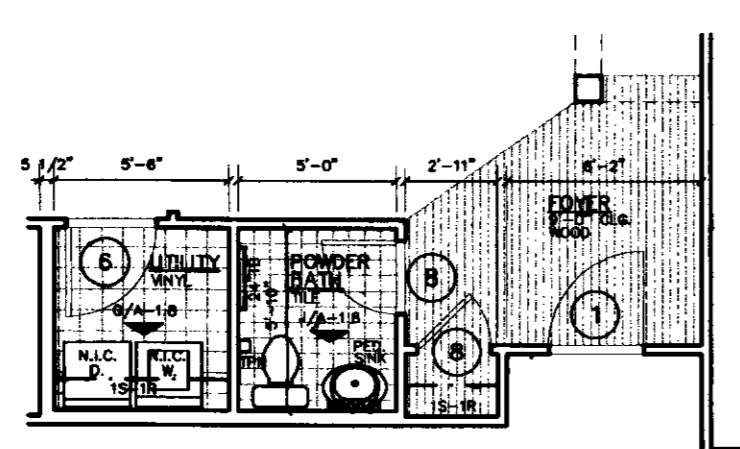


K BATH ELEVATION
SCALE: 1/4" = 1'-0"

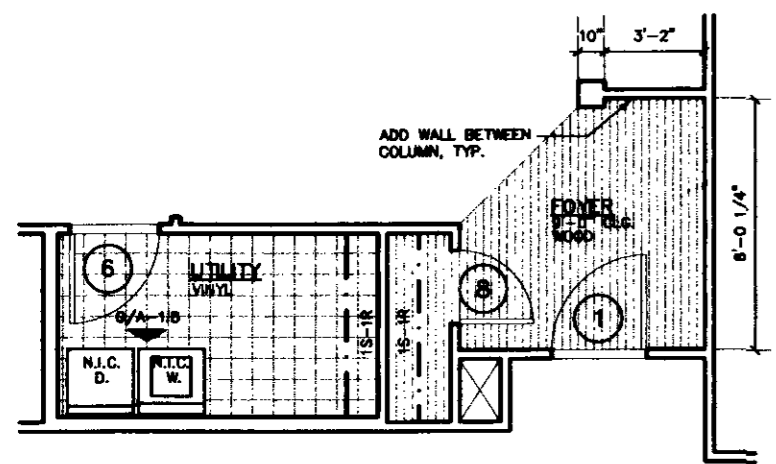
- CABINET NOTES:**
- NO BULKHEADS ABOVE CABINETS
 - WALL CABINET W/O ADJUSTABLE SHELVING
 - WALL CABINET W/TWO ADJUSTABLE SHELVES
 - COUNTER TOP W/4" BACKSPASH
 - BASE CABINET W/ONE ADJUSTABLE SHELF
 - SINK BASE CABINET
 - DRAWER BASE CABINET
 - 4" TOE SPACE BELOW BASE CABINET
 - FILLER PANEL
- DESIGNATIONS:**
- W3016 = 30 INCH WIDE, 18 INCH HIGH, WALL CABINET
 - W30 = 30 INCH WIDE WALL CABINET (HT. AS DIMENSIONED)
 - B36 = 36 INCH WIDE BASE CABINET (HT. AS DIMENSIONED)
 - SB36 = 36 INCH WIDE SINK BASE CABINET (HT. AS DIMENSIONED)
 - DB12 = 12 INCH WIDE DRAWER BASE CABINET (HT. AS DIMENSIONED)
 - D.W. = DISHWASHER



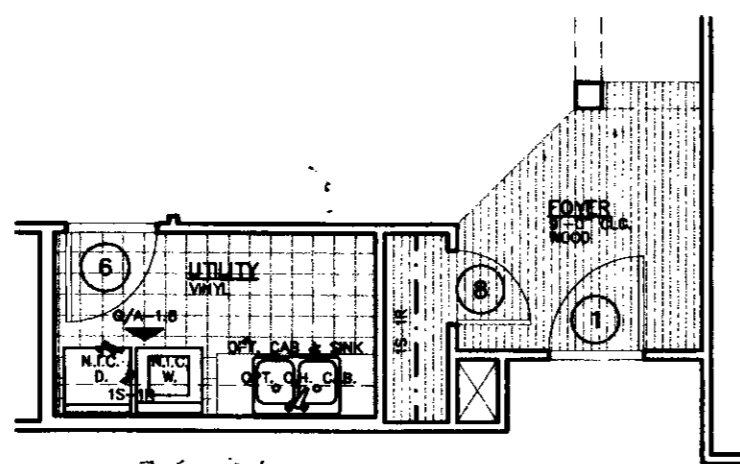
5 UNIT "D" - MASTER BATH OPT.
SCALE: 1/4" = 1'-0"



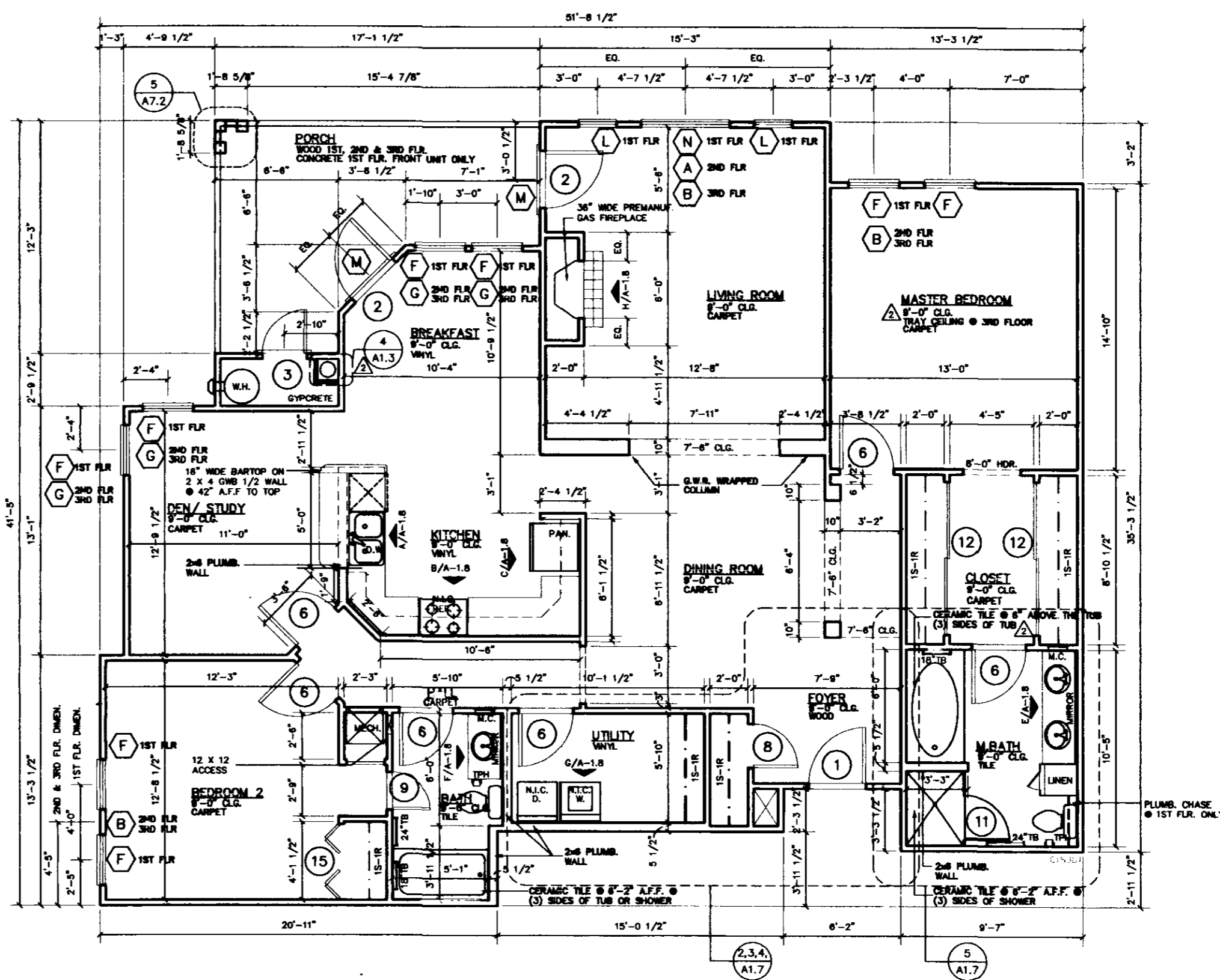
3 UNIT "D" - HALF BATH OPT.
SCALE: 1/4" = 1'-0"



4 UNIT "D" - WALL OPTION
SCALE: 1/4" = 1'-0"



2 UNIT "D" - CABINET/SINK OPT.
SCALE: 1/4" = 1'-0"



NOTE:
SEE A-1.1 FOR UNIT FINISH SCHEDULE

1 "OPTIONAL DEN/STUDY"
UNIT "D-1" FLOOR PLAN 2 BEDROOM/ DEN
SCALE: 1/4" = 1'-0" 1688 S.F.

CLINE DAVIS ARCHITECTS PA

414 West Jones St.
Raleigh, NC 27603
919/833-8413
919/836-1280 FAX

Handwritten signature/initials

Chandler Place
Raleigh, North Carolina
Oak Leaf Development Company, LLC

Project 96018
Date 28 APRIL 97
Revisions
8 AUG 97

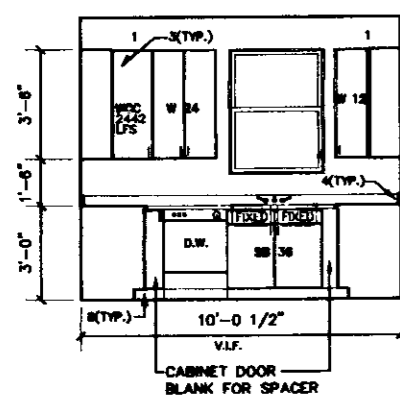
Drawn By DVP/CKB
Checked By
Content
UNIT "D-1"
FLOOR PLAN

A-18
Sheet 20 OF 28

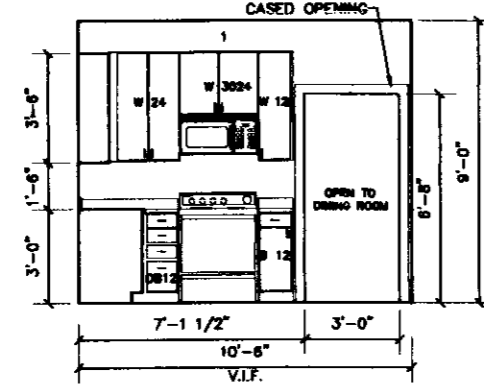
**CLINE
DAVIS**
ARCHITECTS P.A.

414 West Jones St.
Raleigh, NC 27603
919/833-6413
919/836-1280 FAX

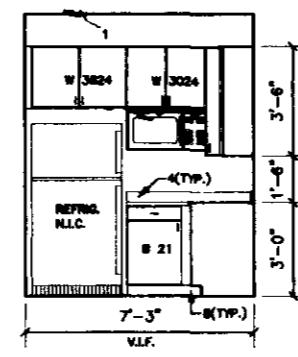
[Handwritten signature]



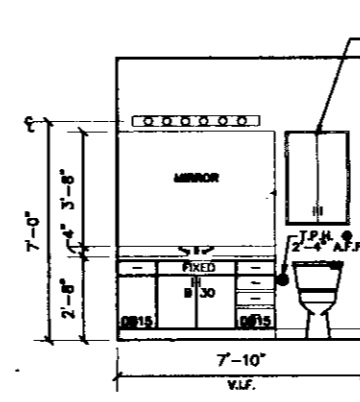
A KITCHEN ELEVATION
SCALE: 1/4" = 1'-0"



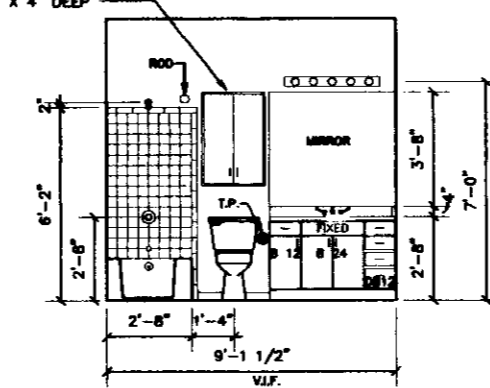
B KITCHEN ELEVATION
SCALE: 1/4" = 1'-0"



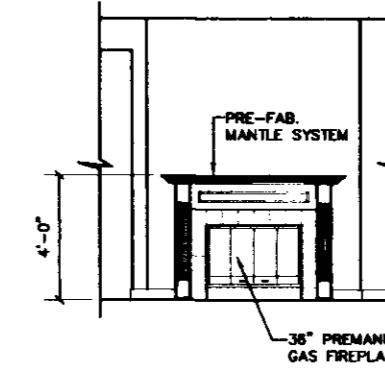
C KITCHEN ELEVATION
SCALE: 1/4" = 1'-0"



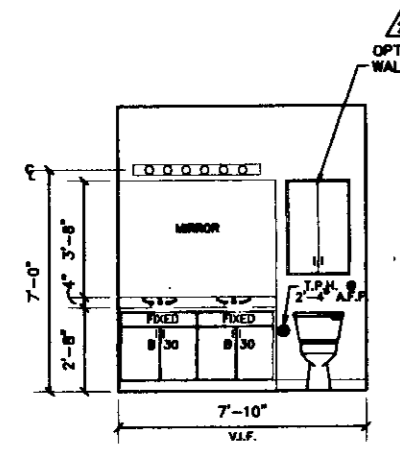
D BATHROOM ELEVATION
SCALE: 1/4" = 1'-0"



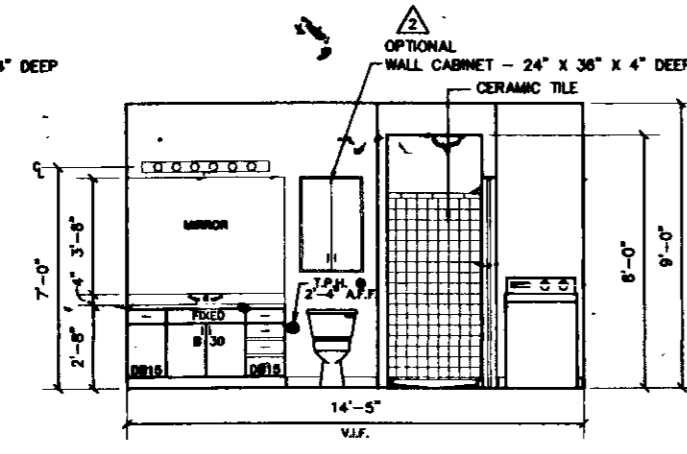
E BATHROOM ELEVATION
SCALE: 1/4" = 1'-0"



F FIREPLACE ELEVATION
SCALE: 1/4" = 1'-0"



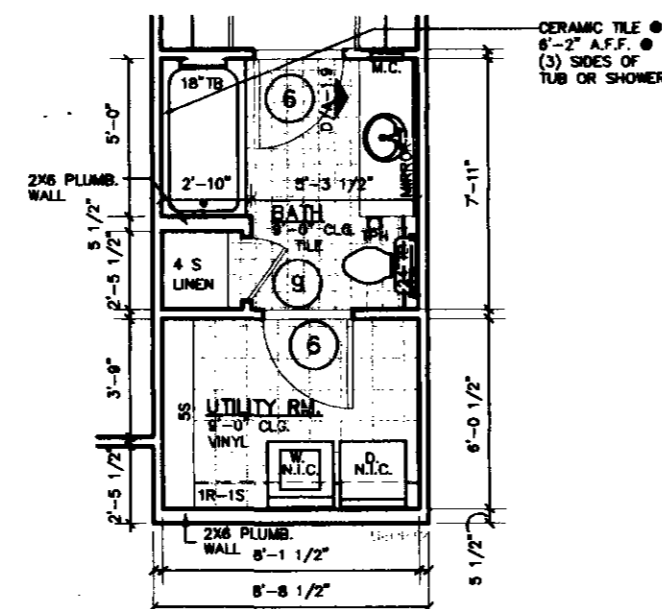
G BATHROOM ELEVATION
SCALE: 1/4" = 1'-0"



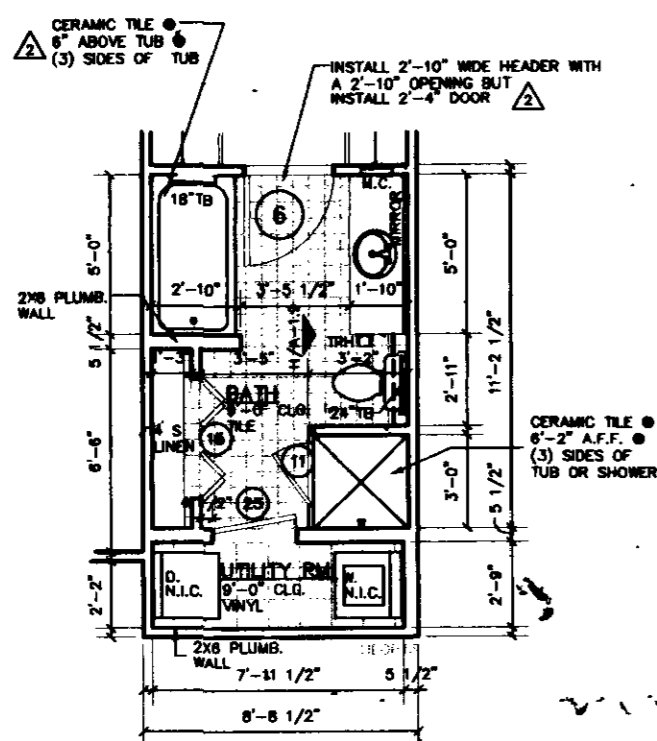
H BATHROOM ELEVATION
SCALE: 1/4" = 1'-0"

**C ALT. ELEVATION: OPT. MICROWAVE
KITCHEN ELEVATION**
SCALE: 1/4" = 1'-0"

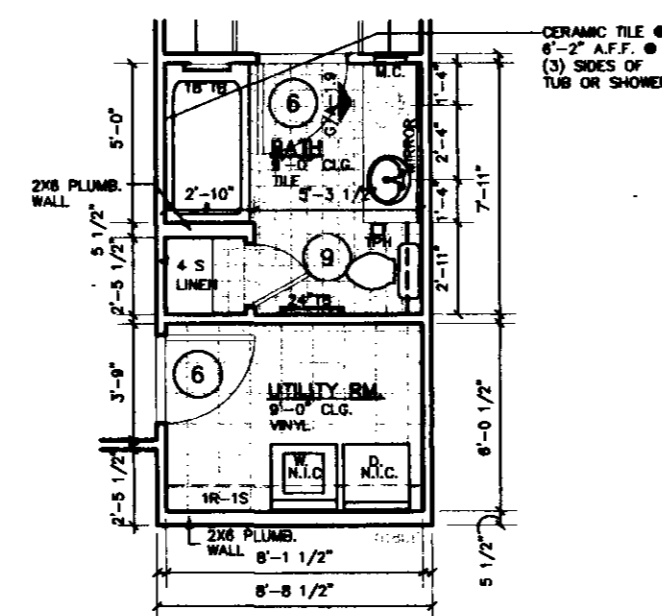
- CABINET NOTES:**
- NO BULKHEADS ABOVE CABINETS
 - WALL CABINET W/O ADJUSTABLE SHELVING
 - WALL CABINET W/NO ADJUSTABLE SHELVES
 - COUNTER TOP W/4" BACKSLASH
 - BASE CABINET W/ONE ADJUSTABLE SHELF
 - SINK BASE CABINET
 - DRAWER BASE CABINET
 - 4" TIE SPACE BELOW BASE CABINET
 - FILLER PANEL
- DESIGNATIONS:**
- W3018 = 30 INCH WIDE, 18 INCH HIGH, WALL CABINET
 - W30 = 30 INCH WIDE WALL CABINET (HT. AS DIMENSIONED)
 - B36 = 36 INCH WIDE BASE CABINET (HT. AS DIMENSIONED)
 - SB36 = 36 INCH WIDE SINK BASE CABINET (HT. AS DIMENSIONED)
 - DR12 = 12 INCH WIDE DRAWER BASE CABINET (HT. AS DIMENSIONED)
 - D.W. = DISHWASHER



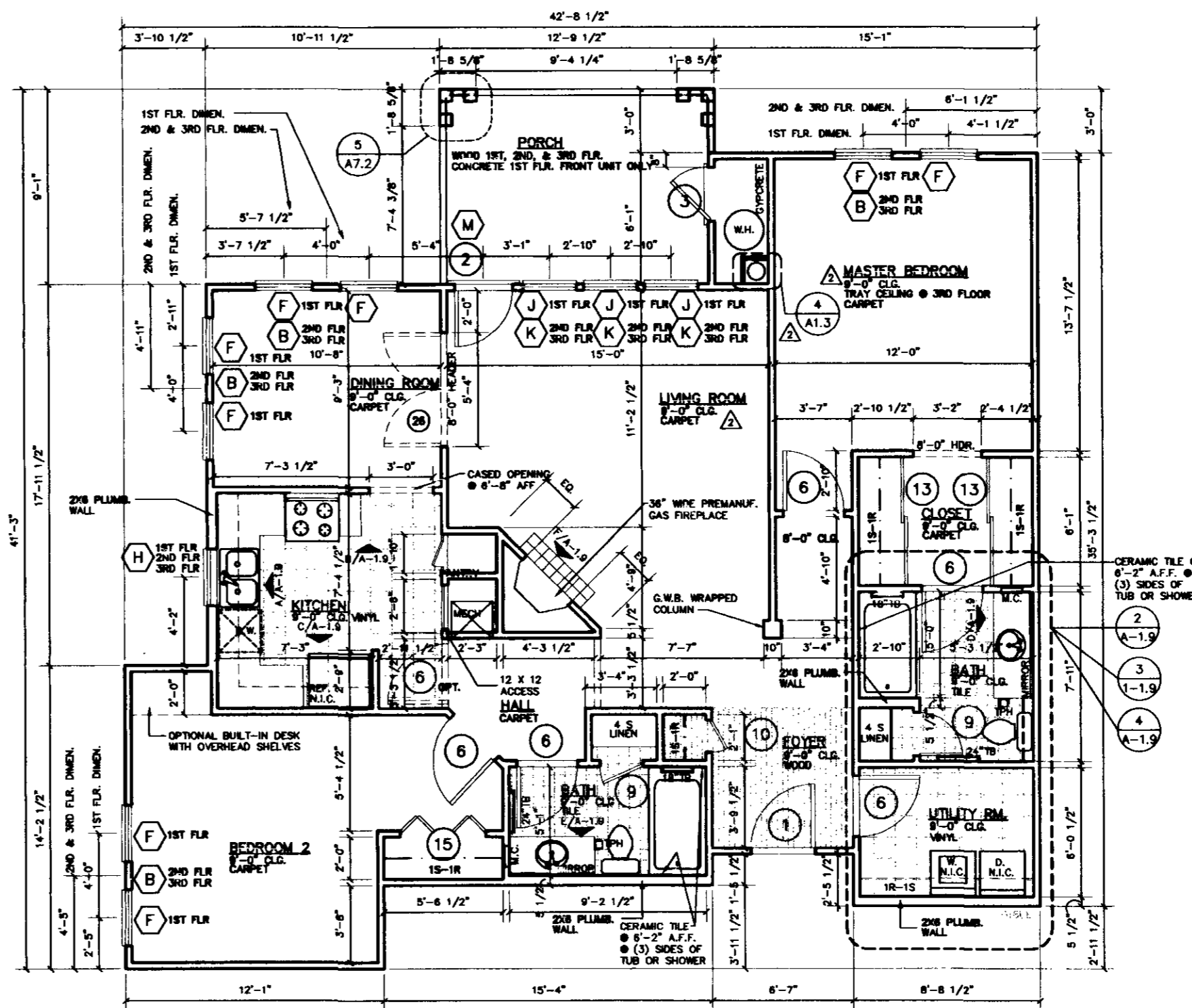
**3 M. BATH/UTILITY RM.
OPTIONAL DOOR**
SCALE: 1/4" = 1'-0"



**4 OPTIONAL ENLARGED
M. BATH**
SCALE: 1/4" = 1'-0"



2 M. BATH OPTIONAL SINK
SCALE: 1/4" = 1'-0"



NOTE:
SEE A-1.1 FOR UNIT FINISH SCHEDULE

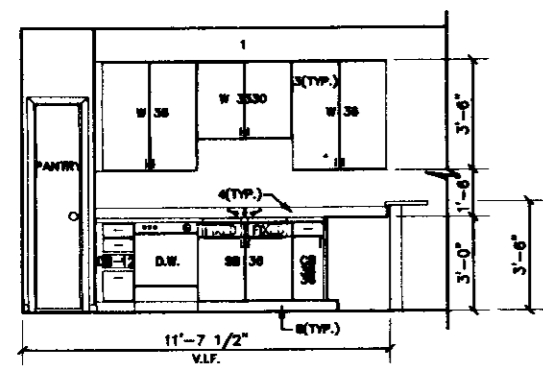
1 UNIT "E" - FLOOR PLAN
SCALE: 1/4" = 1'-0"
2 BEDROOM
1258 SF

Chandler Place
Raleigh, North Carolina
Oak Leaf Development Company, LLC

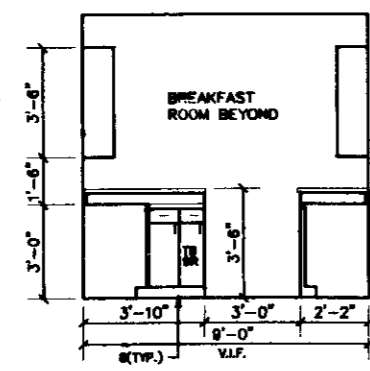
Project 96018
Date 28 APRIL 97
Revisions
A 8 AUG 97

Drawn By DVP/CKB
Checked By
Content
UNIT "E"
FLOOR PLAN

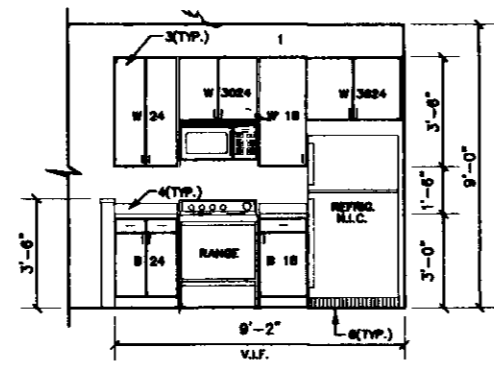
A-1.9
Sheet 21 OF 23



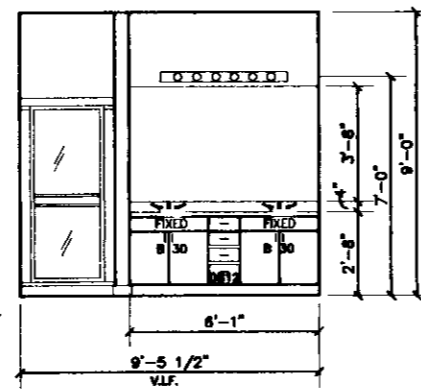
A KITCHEN ELEVATION
SCALE: 1/4" = 1'-0"



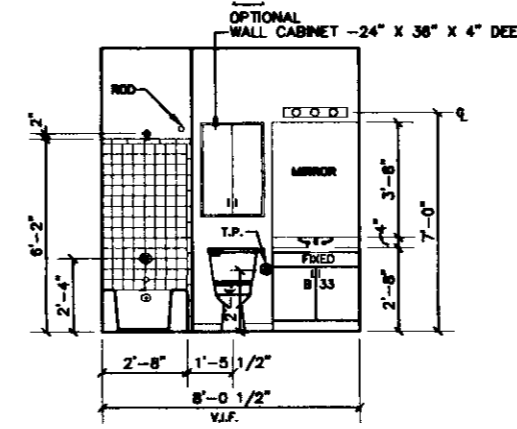
B KITCHEN ELEVATION
SCALE: 1/4" = 1'-0"



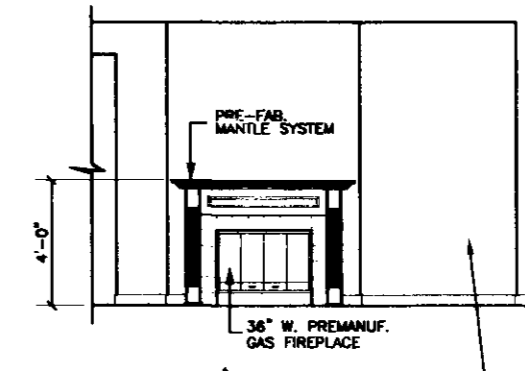
C KITCHEN ELEVATION
SCALE: 1/4" = 1'-0"



D BATHROOM ELEVATION
SCALE: 1/4" = 1'-0"

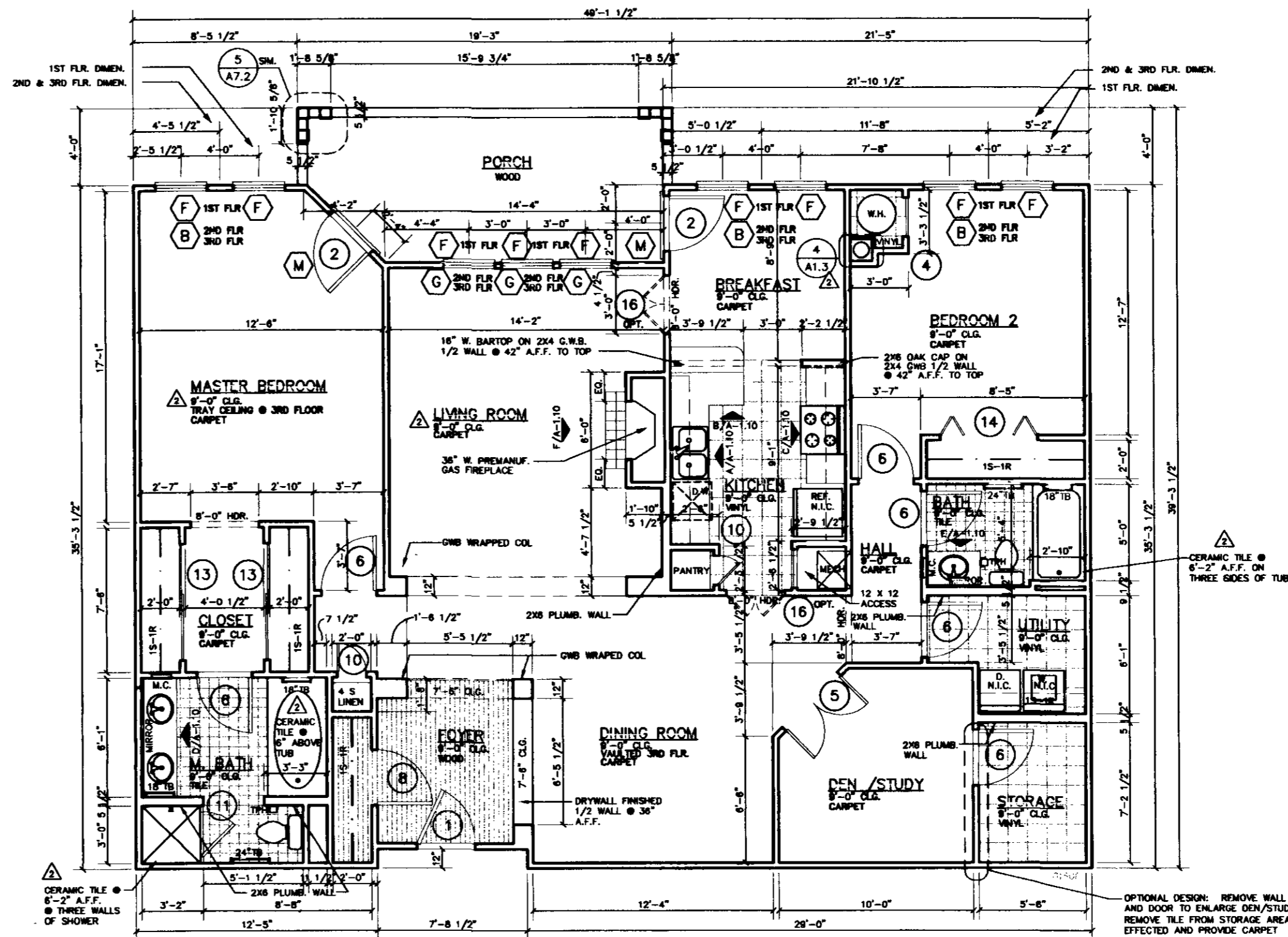


E BATHROOM ELEVATION
SCALE: 1/4" = 1'-0"



F FIREPLACE ELEVATION
SCALE: 1/4" = 1'-0"

- CABINET NOTES:**
- NO BULKHEADS ABOVE CABINETS
 - WALL CABINET W/O ADJUSTABLE SHELVING
 - WALL CABINET W/TWO ADJUSTABLE SHELVES
 - COUNTER TOP W/4" BACKSLASH
 - BASE CABINET W/ONE ADJUSTABLE SHELF
 - SINK BASE CABINET
 - DRAWER BASE CABINET
 - 4" TOE SPACE BELOW BASE CABINET
 - FILLER PANEL
- DEFINITIONS:**
- W3018 = 30 INCH WIDE, 18 INCH HIGH, WALL CABINET
 - W30 = 30 INCH WIDE WALL CABINET (HT. AS DIMENSIONED)
 - B36 = 36 INCH WIDE BASE CABINET (HT. AS DIMENSIONED)
 - SB36 = 36 INCH WIDE SINK BASE CABINET (HT. AS DIMENSIONED)
 - D.W. = DISHWASHER
 - DB12 = 12 INCH WIDE DRAWER BASE CABINET (HT. AS DIMENSIONED)



NOTE:
SEE A-1.1 FOR UNIT FINISH SCHEDULE

1 UNIT "F" - FLOOR PLAN
SCALE: 1/4" = 1'-0"
2 BEDROOM/DEN
1660 S.F.

CLINE DAVIS
ARCHITECTS P.A.

414 West Jones St.
Raleigh, NC 27603
919/833-6413
919/836-1280 FAX

[Handwritten signature]

Chandler Place
Raleigh, North Carolina
Oak Leaf Development Company, LLC

Project 96018
Date 28 APRIL 97
Revisions
8 AUG 97

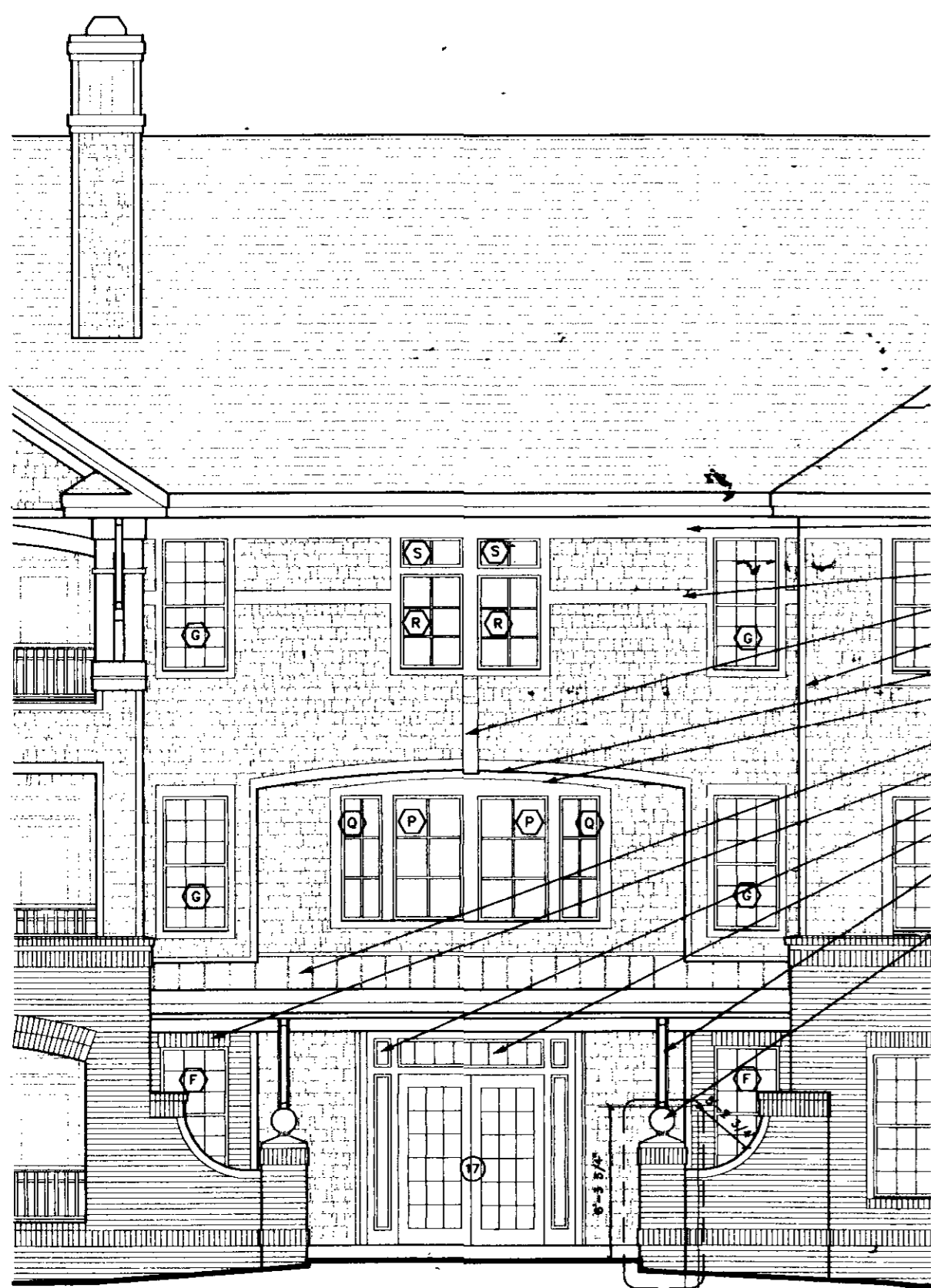
Drawn By DVP/CKB
Checked By
Content
UNIT "F"
FLOOR PLAN

A-1.10
Sheet 22 OF 28

**CLINE
DAVIS**
ARCHITECTS PA

414 West Jones St.
Raleigh, NC 27603
919/833-6413
919/836-1280 FAX

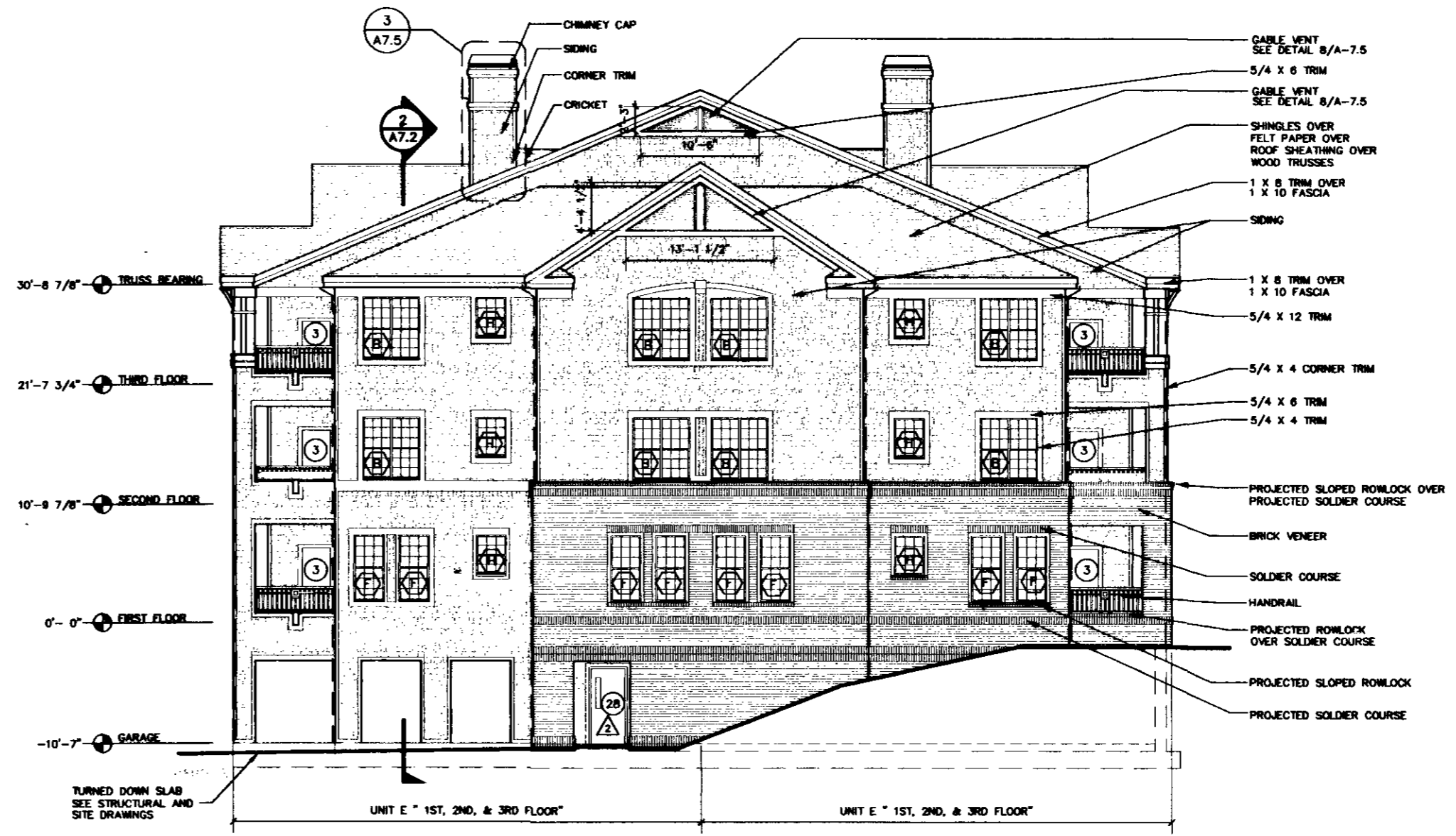
[Handwritten signature]



3 ENLARGED ENTRY ELEV
SCALE: 1/4" = 1'-0"

RADIUS DIMENSIONS FOR BEAMS AND BRICK ARCHES
THE DIMENSIONS ARE FROM THE BOTTOM CORN OF THE ARCH.

RADIUS A:	13'-6 1/2" CURVED BEAM
RADIUS B:	14'-6 1/2" BRICK LINTEL
RADIUS C:	21'-8 1/4" CURVED BEAM
RADIUS D:	17'-10 3/4" BRICK LINTEL
RADIUS E:	10'-0 7/8" CURVED BEAM
RADIUS F:	13'-8" BRICK LINTEL
RADIUS G:	54'-8 1/2" ARCHED WALL
RADIUS H:	38'-11" WINDOW HEADER TRIM



2 BUILDING TYPE ONE - LEFT SIDE ELEVATION
SCALE: 1/8" = 1'-0"

SEE ROOF PLANS FOR LOCATION AND LENGTHS OF ALL RIDGE AND HIP VENTS
SEE ROOF PLANS FOR LOCATION AND LENGTHS OF GUTTERS AND DOWNSPOUTS

INDICATES LOCATION OF DOWNSPOUTS



1 BUILDING TYPE ONE - FRONT ELEVATION
SCALE: 1/8" = 1'-0"

Chandler Place
Raleigh, North Carolina
Oak Leaf Development Company, LLC

Project 96018
Date 28 APRIL 97
Revisions
8 AUG 97

Drawn By DVP/CKB
Checked By
Content BUILDING TYPE ONE ELEVATIONS

A-6.1
Sheet 23 OF 23

**CLINE
DAVIS**
ARCHITECTS PA

414 West Jones St.
Raleigh, NC 27603
919/833-8413
919/836-1280 FAX

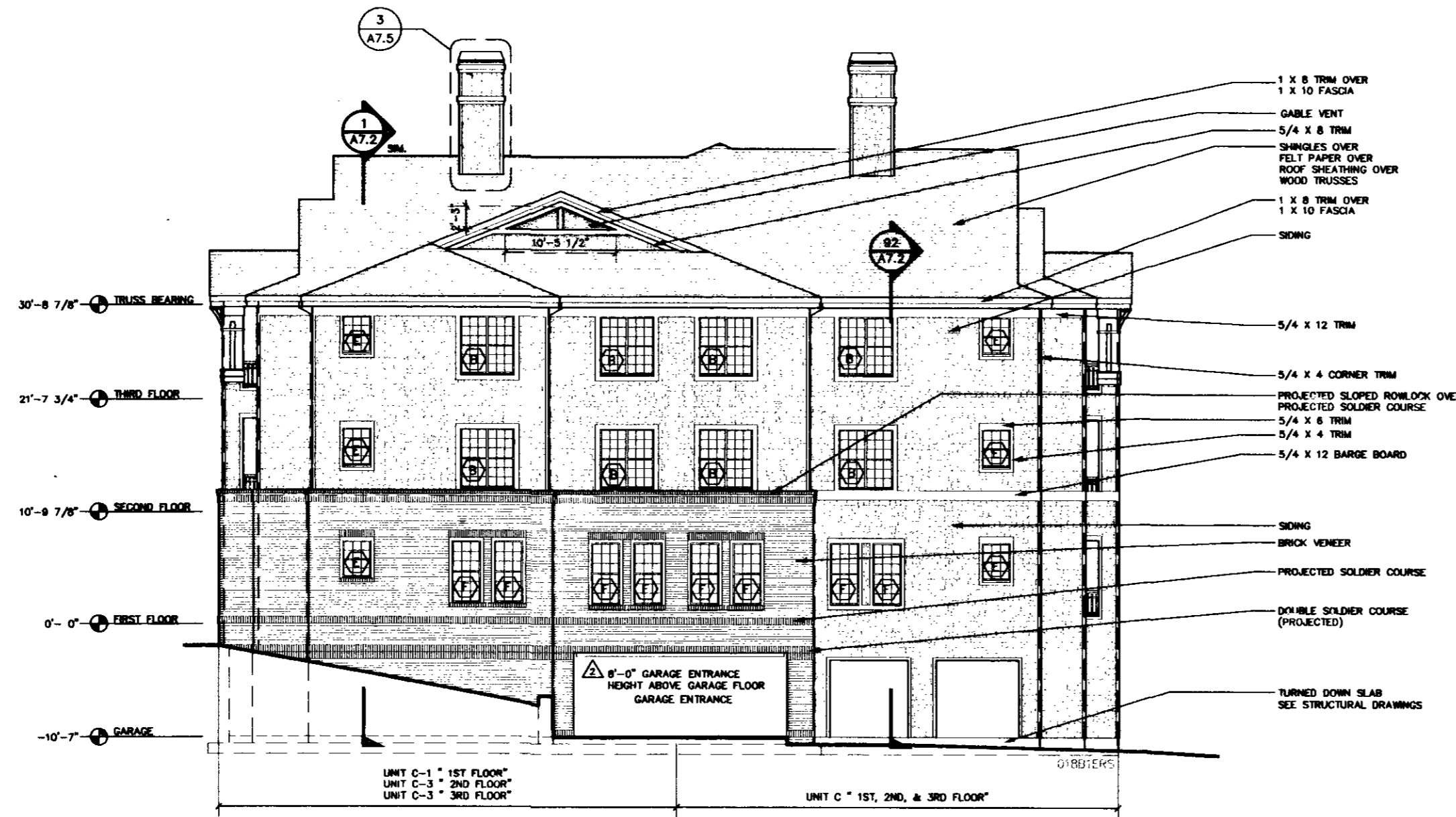
[Handwritten signature]

Chandler Place
Raleigh, North Carolina
Oak Leaf Development Company, LLC

Project 96018
Date 28 APRIL 97
Revisions
8 AUG 97

Drawn By DVP/CKB
Checked By BUILDING TYPE 1
Content ELEVATIONS

Sheet **A-6.2**
24 OF 28



RADIUS DIMENSIONS FOR BEAMS AND BRICK ARCHES
THE DIMENSIONS ARE FROM THE BOTTOM CORNER OF THE ARCH

RADIUS ±	12'-3 1/2" CURVED BEAM
RADIUS ±	21'-2 3/8" CURVED BEAM

2 BUILDING TYPE ONE - RIGHT SIDE ELEVATION
SCALE: 1/8" = 1'-0"

SEE ROOF PLANS FOR LOCATION AND LENGTHS OF ALL RIDGE AND HIP VENTS
SEE ROOF PLANS FOR LOCATION AND LENGTHS OF GUTTERS AND DOWNSPOUTS

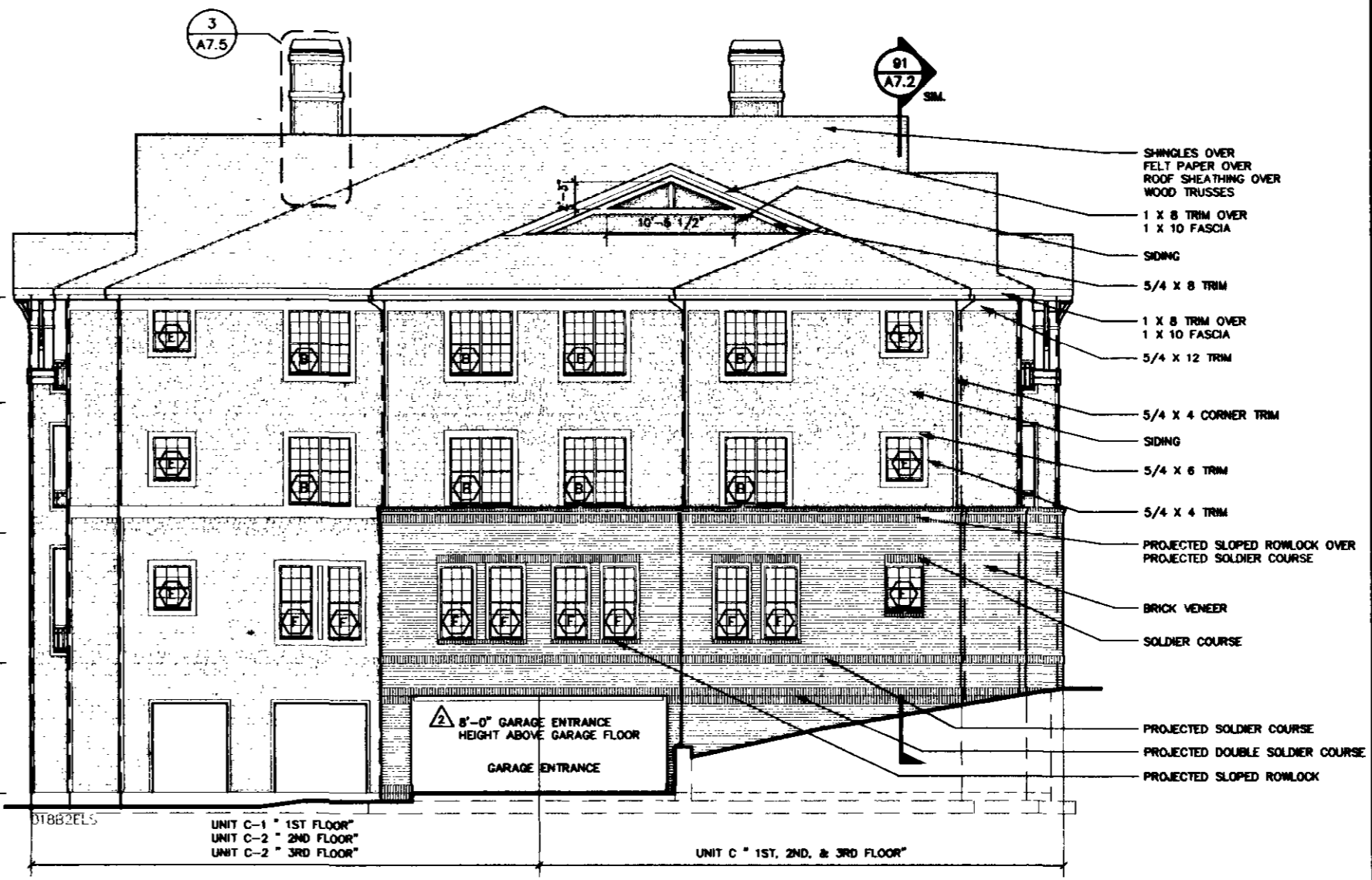
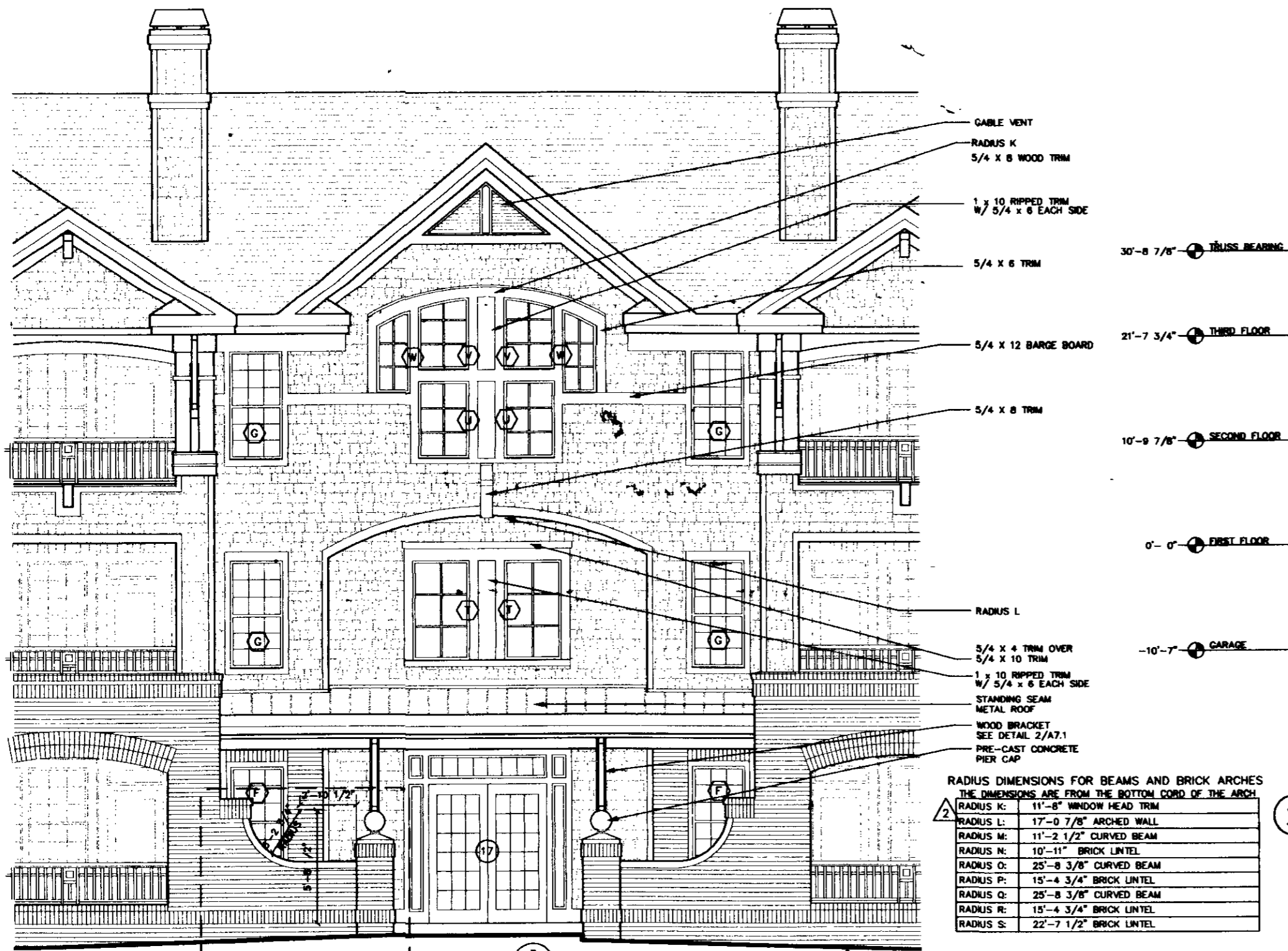


1 BUILDING TYPE ONE - REAR ELEVATION
SCALE: 1/8" = 1'-0"

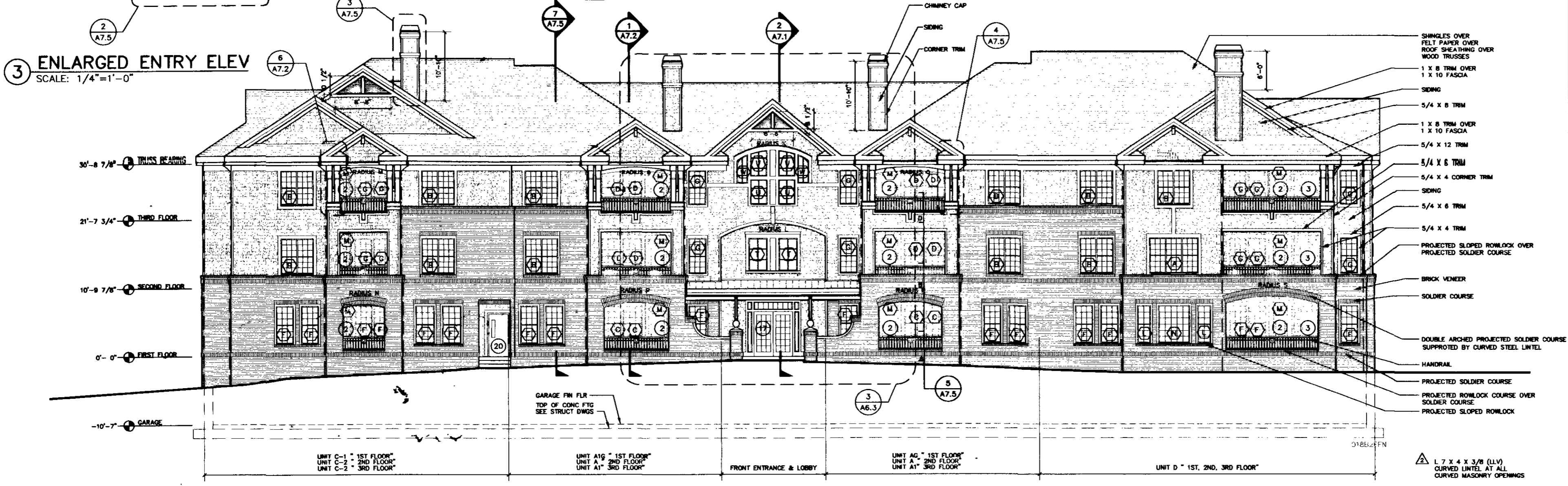
**CLINE
DAVIS**
ARCHITECTS P.A.

414 West Jones St.
Raleigh, NC 27603
919/833-6413
919/836-1280 FAX

Handwritten signature/initials



SEE ROOF PLANS FOR LOCATION AND LENGTHS OF ALL RIDGE AND HIP VENTS
SEE ROOF PLANS FOR LOCATION AND LENGTHS OF GUTTERS AND DOWNSPOUTS



Chandler Place
Raleigh, North Carolina
Oak Leaf Development Company, LLC

Project 96018
Date 28 APRIL 97
Revisions
A 6 AUG 97

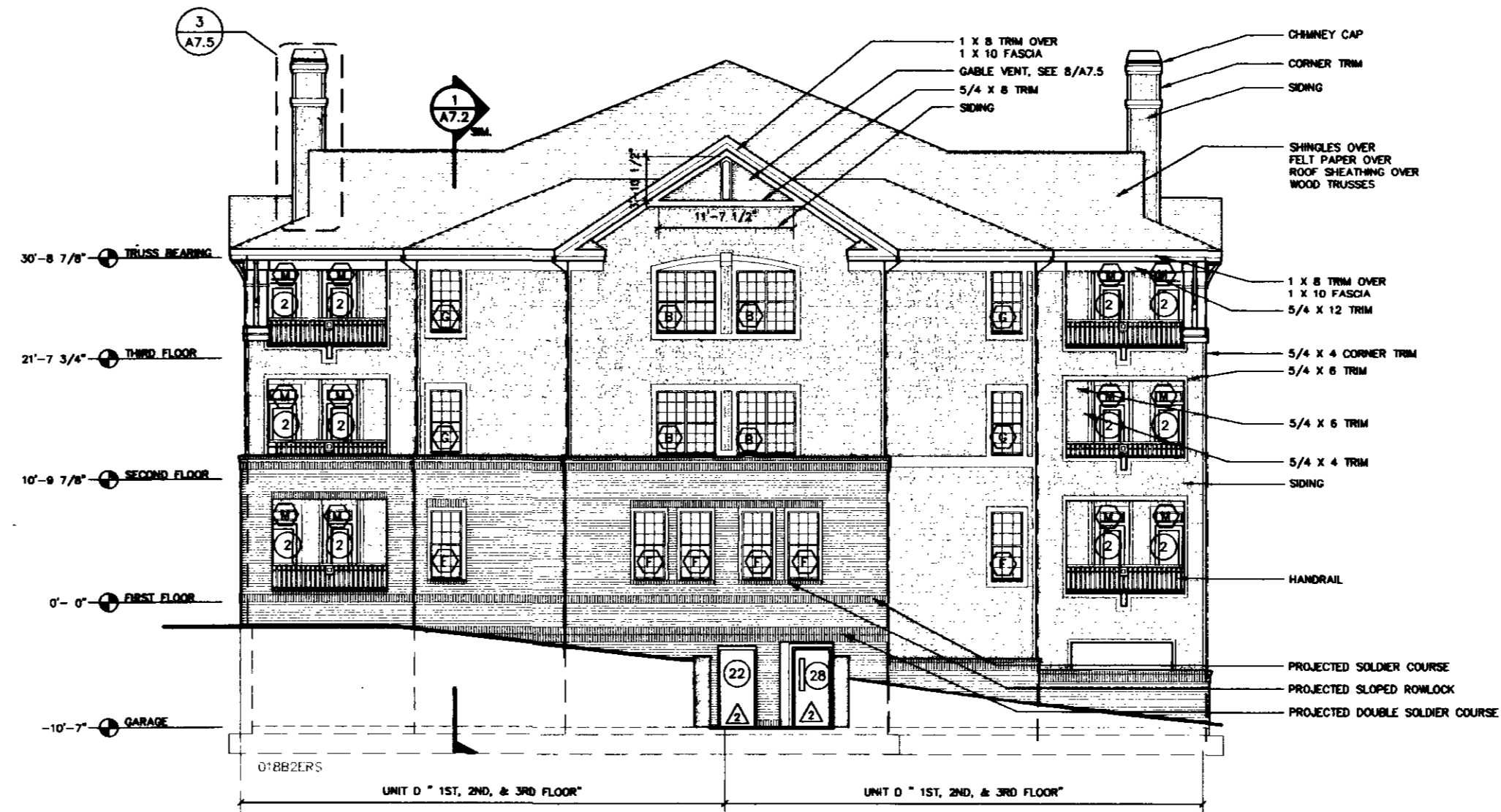
Drawn By DVP/CKB
Checked By
Content BUILDING TYPE 2 ELEVATIONS

Sheet **A-6.3**
25 OF 28

CLINE DAVIS
ARCHITECTS PA

414 West Jones St.
Raleigh, NC 27603
919/833-6413
919/836-1280 FAX

[Handwritten signature]

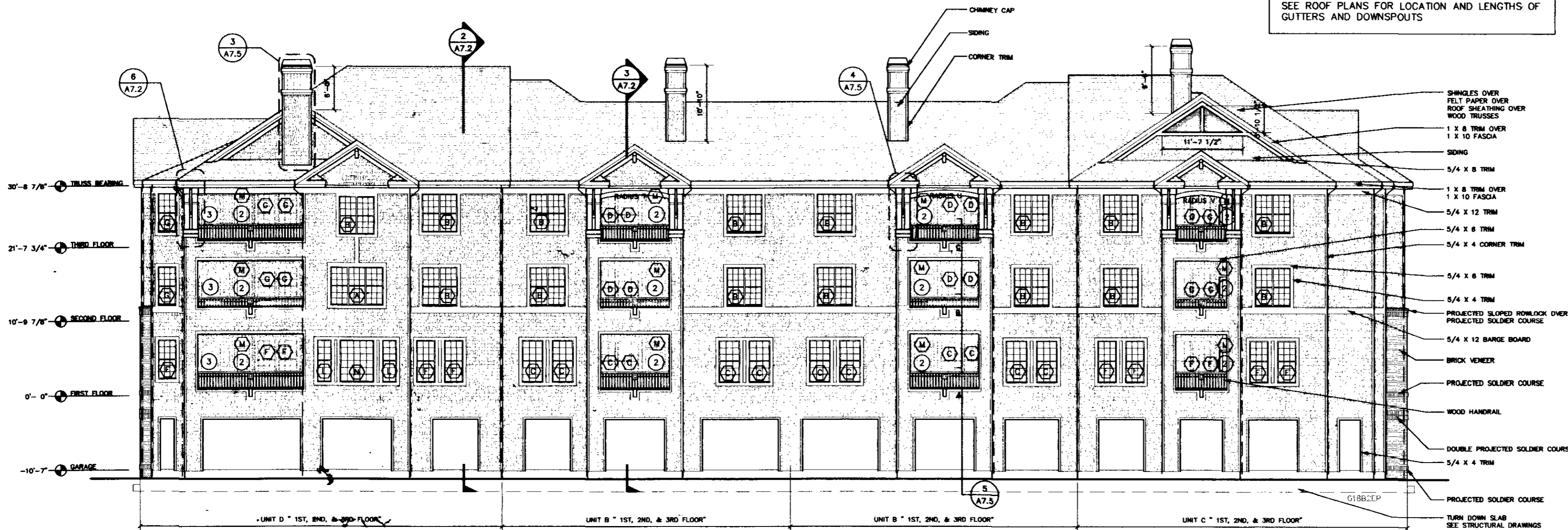


RADIUS DIMENSIONS FOR BEAMS AND BRICK ARCHES
THE DIMENSIONS ARE FROM THE BOTTOM CORD OF THE ARCH

RADIUS T:	21'-2" CURVED BEAM
RADIUS U:	21'-2" CURVED BEAM
RADIUS V:	12'-0" CURVED BEAM

2 BUILDING TYPE TWO - RIGHT SIDE ELEVATION
SCALE: 1/8"=1'-0"

SEE ROOF PLANS FOR LOCATION AND LENGTHS OF ALL RIDGE AND HIP VENTS
SEE ROOF PLANS FOR LOCATION AND LENGTHS OF GUTTERS AND DOWNSPOUTS



1 BUILDING TYPE TWO - REAR ELEVATION
SCALE: 1/8"=1'-0"

Chandler Place
Raleigh, North Carolina
Oak Leaf Development Company, LLC

Project 96018
Date 28 APRIL 97
Revisions
8 AUG 97

Drawn By DVP / KCB
Checked By
Content BUILDING TYPE 2 ELEVATIONS